

Bolens®

Diesel Tractor

**Models TX1502
TX1504
TX1704**



Parts List

THE JUST-RIGHT TRACTOR for turf, commercial and agricultural chores

FORM 553742-2 (8/82)
COMBINE WITH 553742-1

CONTENTS

ENGINE

	PAGE
Fig. 1. CRANK CASE GROUP	1
Fig. 2 OIL PAN AND GEAR CASE GROUP	3
Fig. 3 CYLINDER HEAD GROUP	5
Fig. 4 MAIN MOVING PARTS GROUP	7
Fig. 5 TIMING PARTS GROUP	9
Fig. 6 FUEL SUPPLY PARTS GROUP	11
Fig. 7 FUEL INJECTION PUMP	13
Fig. 8 NOZZLE AND NOZZLE HOLDER	17
Fig. 9 FUEL FILTER	19
Fig. 10 GOVERNOR PARTS GROUP	21
Fig. 11 LUBRICATING PARTS GROUP	23
Fig. 12 COOLING PARTS GROUP	25
Fig. 13 INTAKE AND EXHAUST PARTS GROUP	27
Fig. 14 ELECTRICAL EQUIPMENT	29
Fig. 15 ALTERNATOR	31
Fig. 16 STARTER	33
Fig. 17 GASKET KIT	35

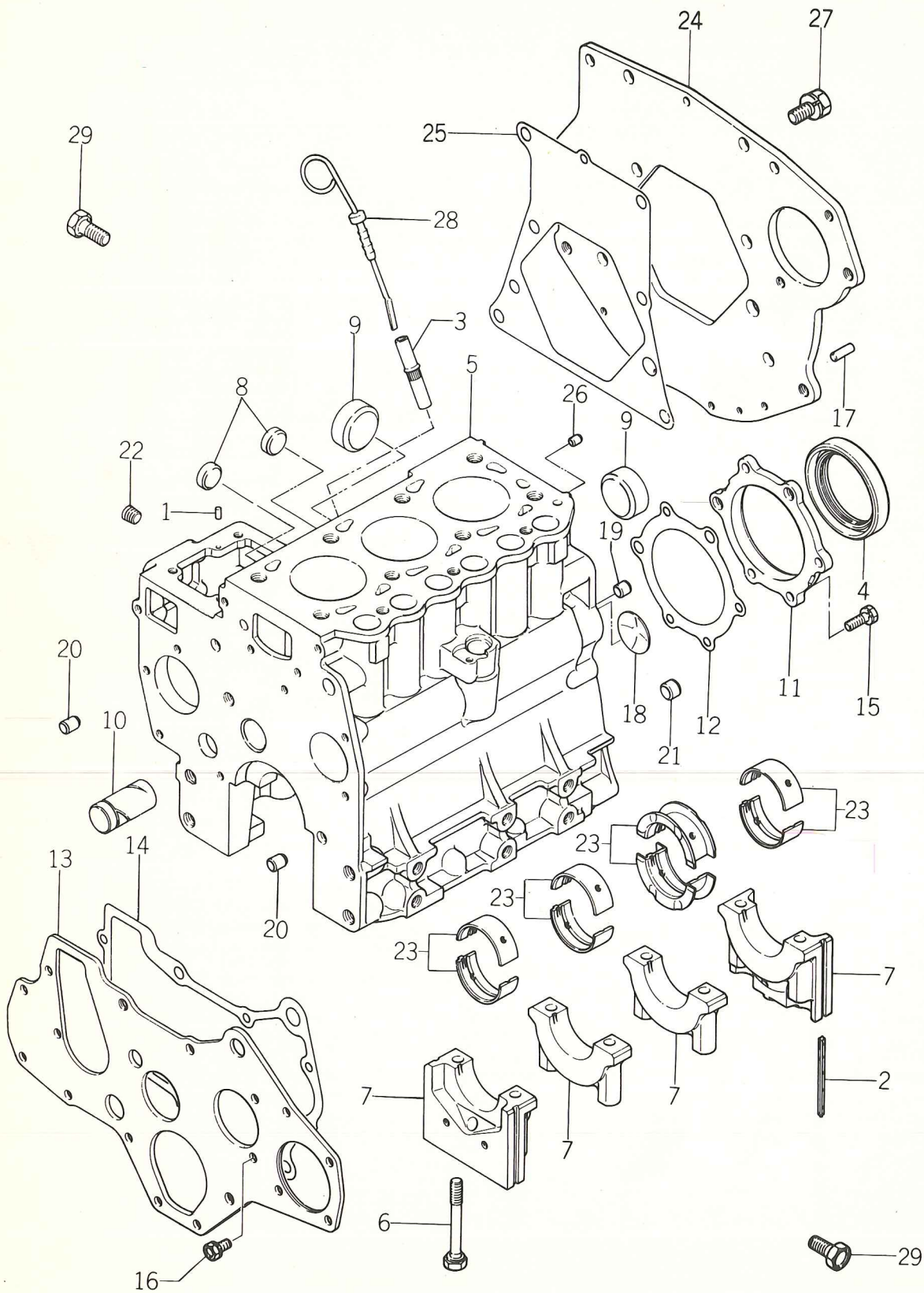
CHASSIS

Fig. 18 AIR CLEANER AND RADIATOR SYSTEM	39
---	----

	PAGE
Fig. 19	MUFFLER SYSTEM 41
Fig. 20	BONNET AND FRAME SYSTEM 43
Fig. 21	FRONT AXLE CASE SYSTEM(4WD) 45
Fig. 22	FRONT AXLE CASE AND KNUCKLE ARM SYSTEM (4WD) 47
Fig. 23	FRONT AXLE SYSTEM(2WD) 49
Fig. 24	FRONT DIFFERENTIAL SYSTEM(4WD) 51
Fig. 25	FRONT WHEEL SYSTEM (4WD) 53
Fig. 26	FRONT WHEEL SYSTEM(2WD) 55
Fig. 27	DRIVE SHAFT SYSTEM(4WD) 57
Fig. 28	STEERING SYSTEM 59
Fig. 29	CLUTCH HOUSING AND CLUTCH PEDAL SYSTEM 61
Fig. 30	BRAKE ROD SYSTEM 65
Fig. 31	FUEL TANK, BATTERY AND THROTTLE LEVER SYSTEM 67
Fig. 32	FRONT TRANSMISSION CASE SYSTEM 69
Fig. 33	FRONT TRANSMISSION GEAR SYSTEM 71
Fig. 34	SHIFTING SYSTEM 75
Fig. 35	REAR TRANSMISSION CASE SYSTEM 77
Fig. 36	P.T.O. SHAFT SYSTEM 79
Fig. 37	REAR AXLE SYSTEM 81
Fig. 38	ACCELERATIVE PEDAL AND THROTTLE LEVER SYSTEM 85
Fig. 39	SUB GEAR CASE SYSTEM 87

	PAGE
Fig. 40	CREEP GEAR SYSTEM 89
Fig. 41	CREEP SHIFTER SYSTEM 91
Fig. 42	DIFFERENTIAL GEAR SYSTEM 93
Fig. 43	BRAKE SYSTEM 95
Fig. 44	HYDRAULIC CYLINDER CASE SYSTEM 97
Fig. 45	LIFT ARM SYSTEM 99
Fig. 46	HYDRAULIC PIPING SYSTEM 101
Fig. 47	SEAT AND FENDER SYSTEM 105
Fig. 48	ELECTRICAL SYSTEM (1) 107
Fig. 49	ELECTRICAL SYSTEM (2) 109
Fig. 50	WIRING DIAGRAM 111
Fig. 51	WEIGHT 113
Fig. 52	THREE POINT SYSTEM 115
Fig. 55	MARKS 121
Fig. 56	TOOLS AND TRAILER HITCH SYSTEM 123

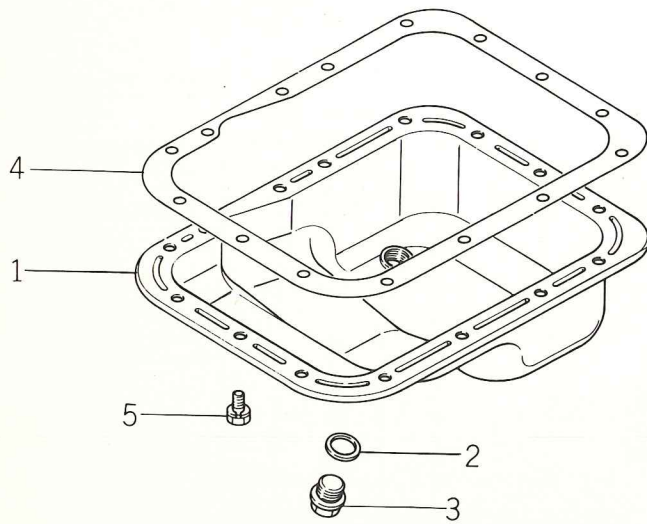
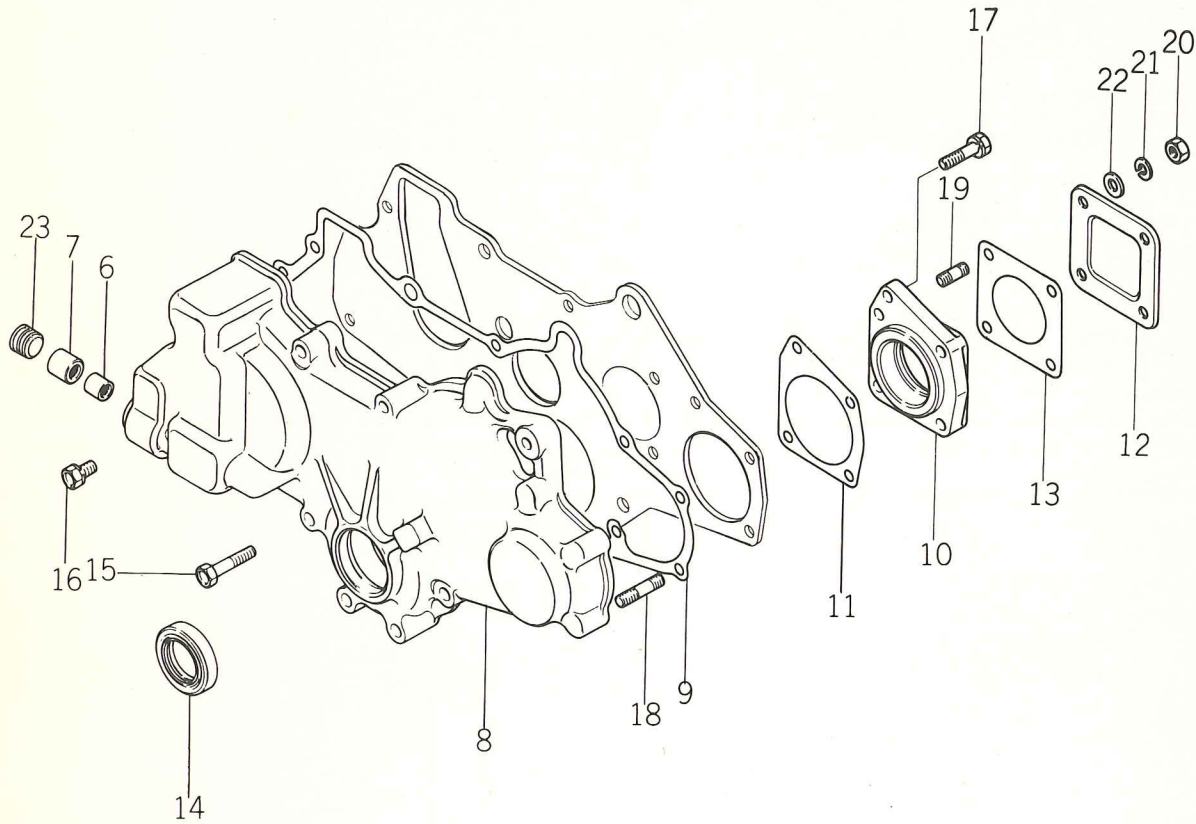
Fig. 1 CRANK CASE GROUP



Ref No.		Description	Model & Q'ty			ISEKI Parts No.	Remarks
			1502 T	1504 F	1704 F		
1- 1	1863544	PIN, DOWEL	2	2	2	5663-000-2680-0	
1- 2	1873450	SEAL, SIDE	4	4	4	5650-040-6228-0	
1- 3	1873451	GUIDE, LEVEL GAUGE	1	1	1	5650-040-6235-0	
1- 4	1873452	SEAL, OIL	1	1	1	5650-040-6242-0	
1- 5	1873453	CYL BLOCK SUB ASSY	1	1		5650-040-8340-0	
1- 5-1	1873454	CYL BLOCK SUB ASSY			1	5650-040-8341-0	
1- 6	1873455	BOLT, BEARING CAP	8	8	8	5650-040-6217-0	
1- 7	1873456	CAP, BEARING ASSY	1	1	1	5650-040-8173-0	
1- 8	1875787	CAP, SEALING/25	2	2	2	5660-066-5538-0	
1- 9	1873457	CAP, SEALING/45	2	2	2	5660-066-5543-0	
1-10	1873458	SHAFT, IDLE	1	1	1	5650-040-8175-0	
1-11	1873459	CASE, OIL SEAL	1	1	1	5650-040-8200-0	
1-12	1873460	GASKET, OIL SEAL	1	1	1	5650-040-8205-0	
1-13	1873461	PLATE, F,	1	1	1	5650-040-8221-0	
1-14	1873462	GASKET, F, PLATE	1	1	1	5650-040-8226-0	
1-15	1873463	BOLT, SEMS/M8×22	6	6	6	5660-024-0054-0	
1-16	1875757	BOLT, SEMS/M8×16	3	3	3	5660-024-1251-0	
1-17	1873464	PIN, DOWEL/8	1	1	1	5660-047-2404-0	
1-18	1875786	PLUG, EXPANSION/40	1	1	1	5660-066-5511-0	
1-19	1875790	BUSH, KNOCK/8×9	2	2	2	5661-047-1104-0	
1-20	1873465	BUSH, KNOCK/8×13	2	2	2	5661-047-1105-0	
1-21	1873466	BUSH, KNOCK/12×9	1	1	1	5661-047-1110-0	
1-22	1873467	PLUG, TAPER/PT1/4	3	3	3	5661-066-1121-0	
1-23	1873468	BEARING, CRANK/STD	1	1	1	5650-040-8160-0	
	1873469	BEARING, CRANK/0.25US	1	1	1	5650-040-8161-0	
	1873470	BEARING, CRANK/0.50US	1	1	1	5650-040-8162-0	
	1873471	BEARING, CRANK/1.00US	1	1	1	5650-040-8163-0	
1-24	1873472	PLATE, R.	1	1	1	5650-040-8211-0	
1-25	1873473	GASKET, R. PLATE	1	1	1	5650-040-8216-0	
1-26	1873474	PIN, KNOCK/8×10	1	1	1	5650-040-8240-0	
1-27	1873475	BOLT, SEMS/M12×28	6	6	6	5660-024-1308-0	
1-28	1873476	GAUGE, OIL LEVEL	1	1	1	5650-040-9226-0	
1-29	1873477	BOLT/M12×25	4	4	4	5660-010-0110-0	

Fig. 2

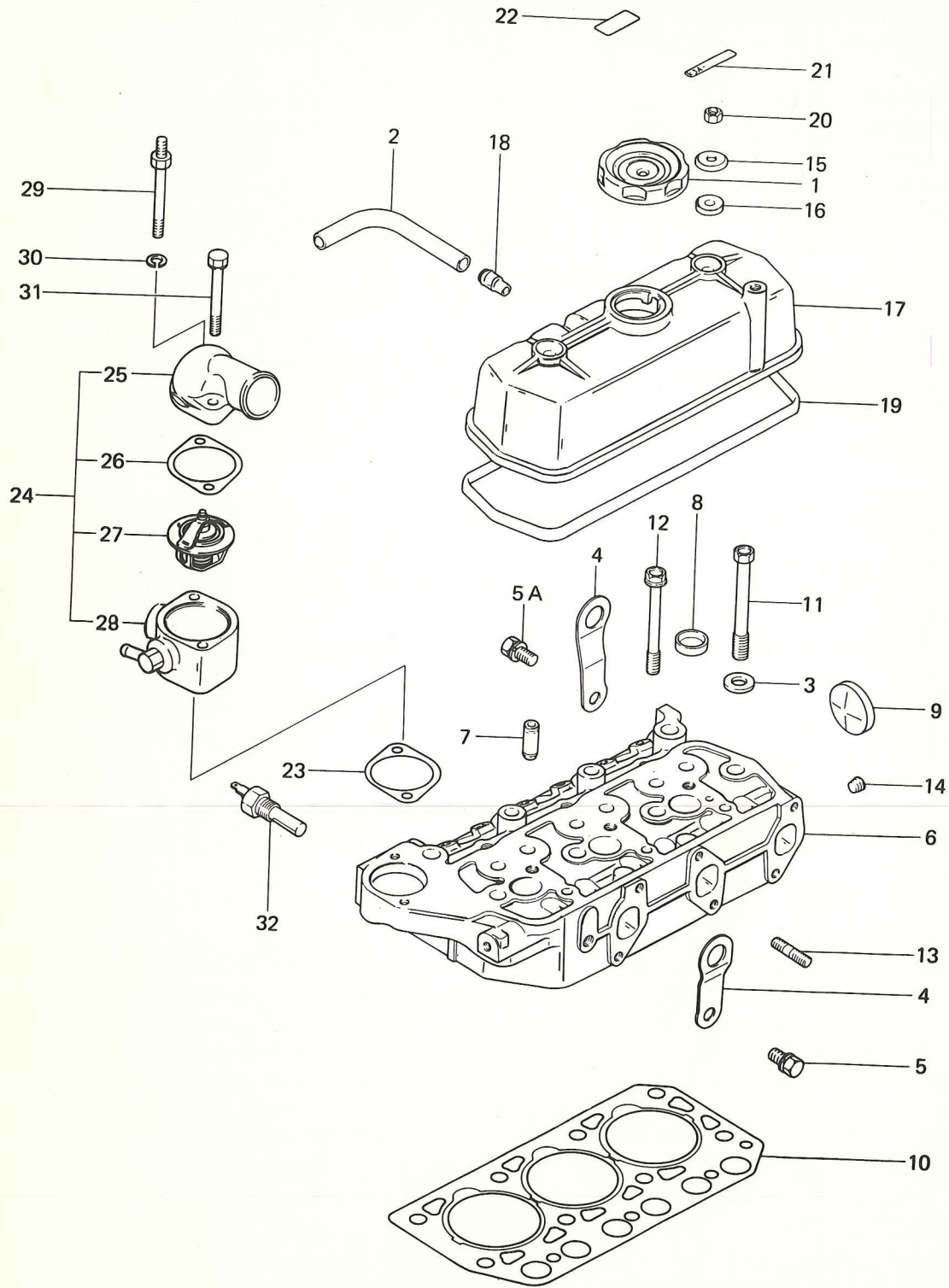
OIL PAN AND GEAR CASE GROUP



Ref No.		Description	Model & Q'ty			ISEKI Parts No.	Remarks
			1502 T	1504 F	1704 F		
2- 1	1873478	OIL PAN ASSY	1	1	1	5650-040-8304-0	
2- 2	1875797	GASKET, DRAIN PLUG	1	1	1	5663-000-3120-0	
2- 3	1875798	PLUG, OIL DRAIN	1	1	1	5663-000-3180-0	
2- 4	1873479	GASKET, OIL PAN	1	1	1	5650-040-8321-0	
2- 5	1875754	BOLT, SEMS/M8×16	15	15	15	5660-024-0051-0	
2- 6	1873481	BEARING, NR	1	1	1	5650-040-6420-0	
2- 7	1873482	BEARING, NR	1	1	1	5650-040-6421-0	
2- 8	1873483	CASE, GEAR	1	1	1	5650-040-8230-0	
2- 9	1873484	GASKET, GEAR CASE	1	1	1	5650-040-8236-0	
2-10	1873485	HOUSING, PUMP GEAR	1	1	1	5650-040-9230-0	
2-11	1873486	GASKET, HOUSING	1	1	1	5650-010-9235-0	
2-12	1873487	COVER, OIL PUMP	1	1	1	5667-940-4501-0	
2-13	1873488	GASKET, PUMP COVER	1	1	1	5650-010-1206-0	
2-14	1873489	SEAL, OIL	1	1	1	5669-413-3900-0	
2-15	1873490	BOLT/M8×45	8	8	8	5660-020-0064-0	
2-16	1873491	BOLT, SEMS/M8×20	2	2	2	5660-024-0053-0	
2-17	1873492	BOLT, SEMS/M8×30	1	1	1	5660-044-1257-0	
2-18	1873493	STUD/M8×45	3	3	3	5660-040-0683-0	
2-19	1875762	STUD/M8×20	1	1	1	5660-040-2566-0	
2-20	1875766	NUT/M8	4	4	4	5660-043-0005-0	
2-21	1875778	WASHER, SP/M8	4	4	4	5660-045-0405-0	
2-22	1875775	WASHER/M8	4	4	4	5660-045-0005-0	
2-23	1875795	PLUG, TAPER/PT1/2	1	1	1	5661-066-1123-0	

Fig. 3

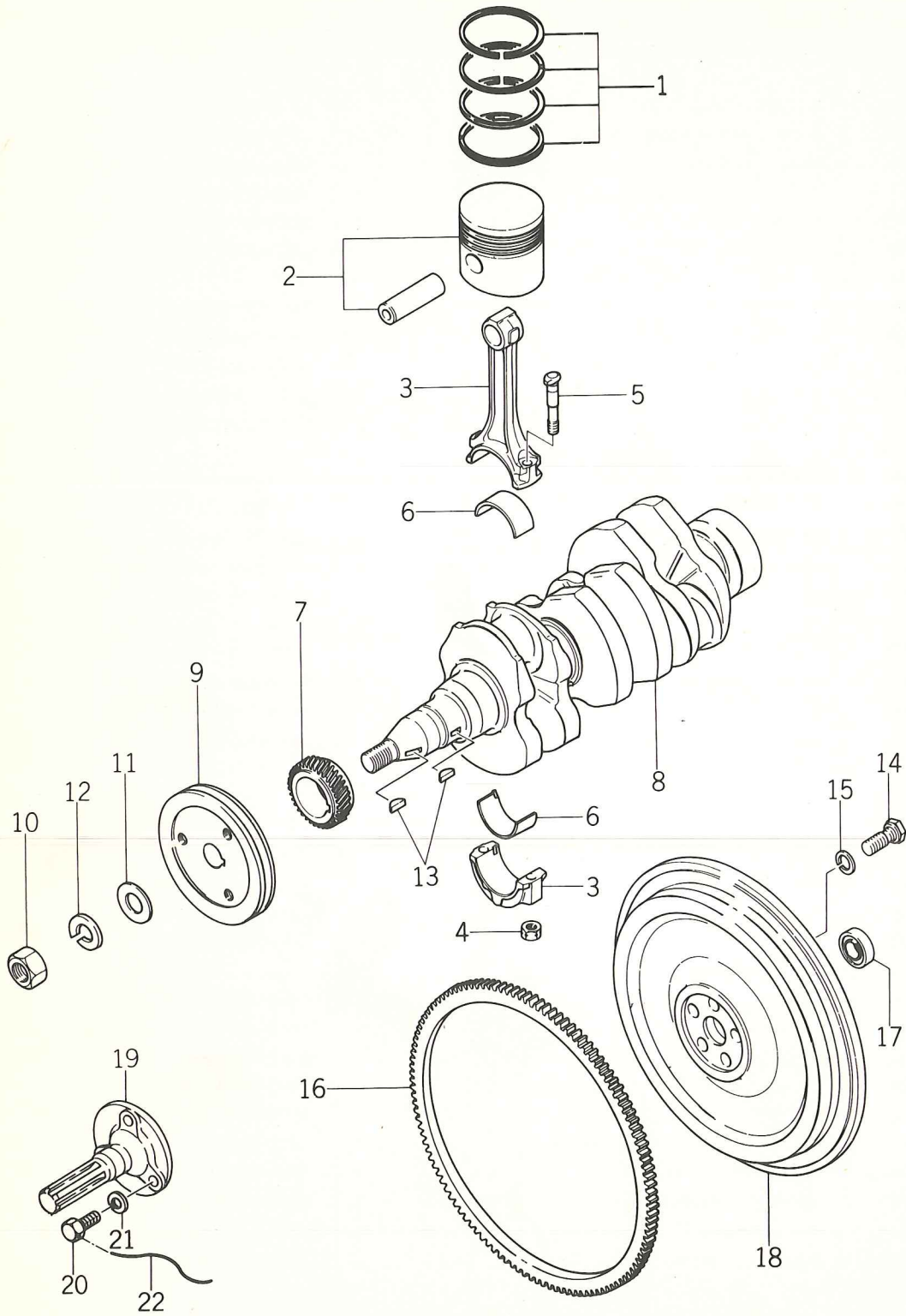
CYLINDER HEAD GROUP



Ref No.		Description	Model & Q'ty			ISEKI Parts No.	Remarks
			1502 T	1504 F	1704 F		
3- 1	1873499	CAP, OIL FILLER	1	1	1	5663-008-7840-0	
3- 2	1873500	PIPE, AIR BREATHER	1	1	1	5650-040-8536-0	
3- 3	1873501	WASHER, CYL HEAD BOLT	8	8	8	5663-020-7330-0	
3- 4	1873502	HANGER, ENGINE	2	2	2	5650-040-8470-0	
3- 5	1873503	BOLT, SEMS/M10×20	1	1	1	5660-024-1280-0	
3- 5A	1873504	BOLT, SEMS/M10×20	1	1	1	5660-024-4878-0	
3- 6	1873505	HEAD, CYL ASSY	1	1		5650-040-8392-0	
3- 6-1	1873506	HEAD, CYL ASSY			1	5650-040-8393-0	
3- 7	1873507	GUIDE, VALVE	6	6	6	5650-040-8441-0	
3- 8	1875787	CAP, SEALING/25	3	3	3	5660-066-5538-0	
3- 9	1873457	CAP, SEALING/45	1	1	1	5660-066-5543-0	
3-10	1873570	GASKET, CYL HEAD	1	1		5650-040-8451-0	
3-10-1	1873511	GASKET, CYL HEAD			1	5650-040-8452-0	
3-11	1873512	BOLT, CYL HEAD/M12×98	8	8	8	5650-040-8481-0	
3-12	1873513	BOLT, CYL HEAD/M10×90	3	3	3	5650-040-4316-0	
3-13	1873514	STUD/M8×25	1	1	1	5660-040-1936-0	
3-14	1875794	PLUG, TAPER/PT1/8	1	1	1	5661-066-1120-0	
3-15	1873515	WASHER	2	2	2	5663-000-5220-0	
3-16	1873516	SEAL, OIL	2	2	2	5663-000-5230-0	
3-17	1873517	COVER, ROCKER	1	1	1	5650-040-8491-0	
3-18	1873518	PIPE	1	1	1	5669-644-1701-0	
3-19	1873519	GASKET, ROCKER COVER	1	1	1	5650-040-8501-0	
3-20	1875766	NUT/M8	2	2	2	5660-043-0005-0	
3-21	N/A	LABEL, ENGINE NO.	1	1		5650-040-9500-0	
3-21-1	N/A	LABEL, ENGINE NO.			1	5650-040-9501-0	
3-22	N/A	LABEL, MODEL NO.	1	1		5650-040-9952-0	
3-22-1	N/A	LABEL, MODEL NO.			1	5650-000-9953-0	
3-23	1873525	GASKET	1	1	1	5663-040-5510-0	
3-24	1873526	FITTING, THERMOSTAT	1	1	1	5650-000-9318-0	
3-25	1863563	FITTING, WATER OUTLET	1	1	1	5663-008-7710-0	
3-26	1876313	GASKET, OUTLET FITTING	1	1	1	5663-000-5510-0	
3-27	1863564	THERMOSTAT/82	1	1	1	5663-001-3700-0	
3-28	1873528	FITTING, SUB ASSY	1	1	1	5650-040-9329-0	
3-29	1873529	BOLT, OUTLET FITTING	1	1	1	5650-040-9316-0	
3-30	1875778	WASHER, SP	1	1	1	5660-045-0405-0	
3-31	1873531	BOLT, SEMS/M8×70	1	1	1	5660-024-1267-0	
3-32	1873532	SWITCH, THERMO	1	1	1	5650-040-9381-0	

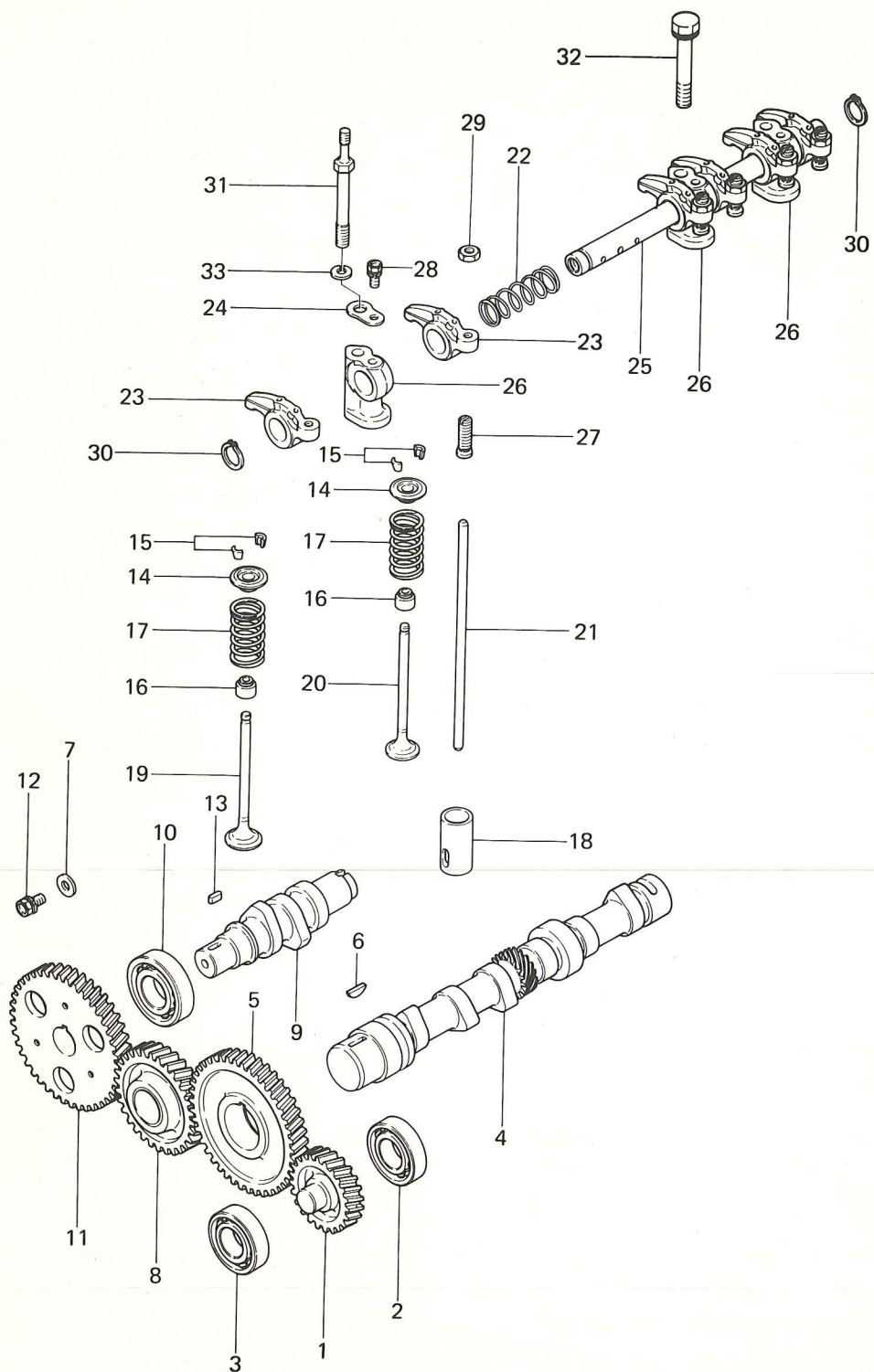
Fig. 4

MAIN MOVING PARTS GROUP



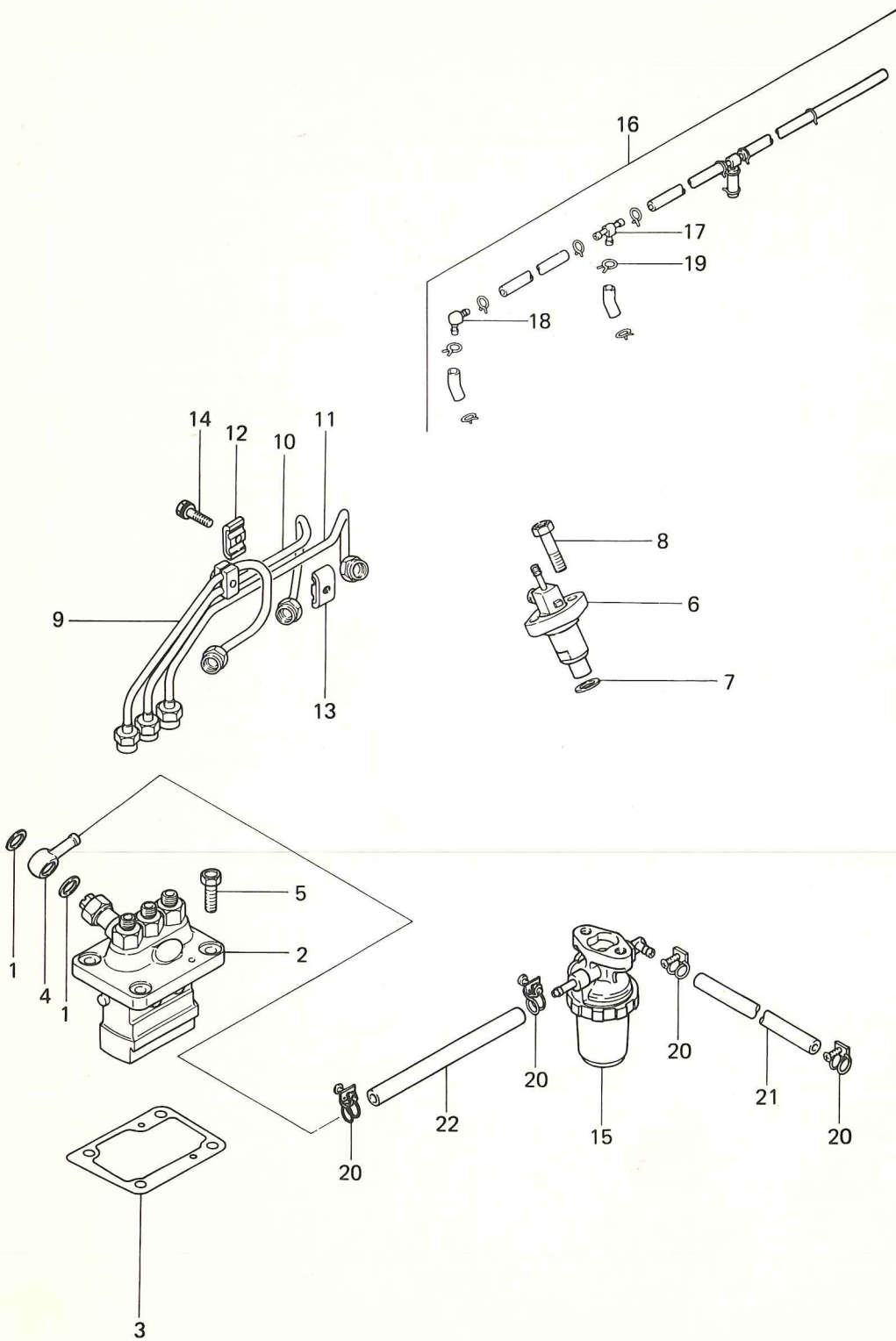
Ref No.		Description	Model & Q'ty			ISEKI Parts No.	Remarks
			1502 T	1504 F	1704 F		
4- 1	1873533	RING, PISTON SET/STD	3	3		5650-040-8730-0	
	1873534	RING, PISTON SET/0.250S	3	3		5650-040-8731-0	
	1873535	RING, PISTON SET/0.500S	3	3		5650-040-8732-0	
	1873536	RING, PISTON SET/0.750S	3	3		5650-040-8733-0	
4- 1-1	1873537	RING, PISTON SET/STD				3	5650-030-2530-0
	1873538	RING, PISTON SET/0.250S				3	5650-030-2531-0
	1873539	RING, PISTON SET/0.500S				3	5650-030-2532-0
	1873540	RING, PISTON SET/0.750S				3	5650-030-2533-0
4- 2	1873541	PISTON, W:PIN/STD	3	3			5650-040-8720-0
	1873542	PISTON, W:PIN/0.250S	3	3			5650-040-8651-0
	1873543	PISTON, W:PIN/0.500S	3	3			5650-040-8652-0
	1873544	PISTON, W:PIN/0.750S	3	3			5650-040-8653-0
4- 2-1	1873545	PISTON, W:PIN/STD				3	5650-040-8670-0
	1873546	PISTON, W:PIN/0.250S				3	5650-040-8671-0
	1873547	PISTON, W:PIN/0.500S				3	5650-040-8672-0
	1873548	PISTON, W:PIN/0.750S	3			3	5650-040-8673-0
4- 3	1873549	ROD, CONN ASSY	3	3			5650-040-8780-0
4- 3-1	1873550	ROD, CONN ASSY				3	5650-040-8790-0
4- 4	1875807	NUT, CONN ROD	2	2		2	5663-000-7040-0
4- 5	1873551	BOLT, CONN ROD	2	2		2	5650-040-2547-0
4- 6	1873552	BRG, CONN ROD SET/STD	3	3		3	5650-040-8795-0
	1873553	BRG, CONN ROD SET/0.25US	3	3		3	5650-040-8796-0
	1873554	BRG, CONN ROD SET/0.50US	3	3		3	5650-040-8797-0
	1873555	BRG, CONN ROD SET/0.75US	3	3		3	5650-040-8798-0
4- 7	1873556	GEAR, CRANKSHAFT	1	1		1	5650-040-6570-0
4- 8	1873557	CRANKSHAFT	1	1		1	5650-040-8811-0
4- 9	1873558	PULLEY, CRANKSHAFT	1	1		1	5650-040-8820-0
4-10	1873559	NUT/M18	1	1		1	5660-043-0126-0
4-11	1873560	WASHER/M18	1	1		1	5660-045-0010-0
4-12	1873521	WASHER, SP/M18	1	1		1	5660-045-0410-0
4-13	1873522	KEY, WOODRUFF/5×19	2	2		2	5660-047-6215-0
4-14	1875810	BOLT, FLYWHEEL	5	5		5	5663-002-6200-0
4-15	1875815	WASHER, SPECIAL SP/M5	5	5		5	5663-014-2360-0
4- 0-1	1873524	FLYWHEEL ASSY	1	1		1	5650-040-8832-0
4-16	1875805	GEAR, RING	1	1		1	5663-000-6120-0
4-17	1873498	BEARING, RB	1	1		1	5663-002-6130-0
4-18	1873496	FLYWHEEL	1	1		1	5650-040-8836-0
4-19	1873497	SHAFT, ENGINE PTO	1	1		1	1434-102-0010-0
4-20	1871508	BOLT/M10×25	3	3		3	1427-102-0020-0
4-21	1860404	WASHER, SP/M10	3	3		3	V401-160-0100-0
4-22	BUY/LOC.	WIRE/1.0×250	1	1		1	

Fig. 5 TIMING PARTS GROUP



Ref No.		Description	Model & Q'ty			ISEKI Parts No.	Remarks
			1502 T	1504 F	1704 F		
5- 1	1873561	GEAR, PRESS OIL PUMP	1	1	1	5650-040-9240-0	
5- 2	1873562	BEARING, RB	1	1	1	5667-631-1601-0	
5- 3	1875864	BEARING, RB	1	1	1	5667-831-1600-0	
5- 4	1873563	CAMSHAFT	1	1	1	5650-040-8906-0	
5- 5	1873564	GEAR, CAMSHAFT	1	1	1	5650-040-6722-0	
5- 6	1873565	KEY, WOODRUFF/5×19	1	1	1	5660-047-6215-0	
5- 7	1875799	WASHER	1	1	1	5663-000-4250-0	
5- 8	1873566	GEAR, IDLE ASSY	1	1	1	5650-040-8908-0	
5- 9	1873567	SHAFT, INJ PUMP CAM	1	1	1	5650-040-8964-0	
5-10	1873568	BEARING, RB	1	1	1	5650-040-6682-0	
5-11	1873569	GEAR, INJ PUMP CAM	1	1	1	5650-040-6685-0	
5-12	1875757	BOLT, SEMS/M8×16	1	1	1	5660-024-1251-0	
5-13	1873570	KEY, SUNK	1	1	1	5660-047-6018-0	
5-14	1873571	RETAINER, VALVE SPRING	6	6	6	5663-016-4820-0	
5-15	1873572	LOCK, SPRING RETAINER	12	12	12	5663-016-4830-0	
5-16	1873573	SEAL, WALVE STEM	6	6	6	5663-016-4900-0	
5-17	1873574	SPRING, VALVE	6	6	6	5650-040-2381-0	
5-18	1873575	TAPPET	6	6	6	5650-040-2737-0	
5-19	1873576	VALVE, INTAKE	3	3	3	5650-040-8450-0	
5-20	1873577	VALVE, EXH	3	3	3	5650-040-8455-0	
5-21	1873578	ROD, PUSH	6	6	6	5650-040-8920-0	
5-22	1875808	SPRING, ROCKER SHAFT	2	2	2	5663-000-9630-0	
5-23	1873580	ARM, ROCKER	6	6	6	5650-040-6732-0	
5-24	1873581	WASHER, SEAT	2	2	2	5650-040-6745-0	
5-25	1873582	SHAFT, ROCKER ASSY	1	1	1	5650-040-8935-0	
5-26	1873583	STAY, ROCKER	3	3	3	5650-031-4770-0	
5-27	1875863	SCREW, ADJ	6	6	6	5667-231-2200-0	
5-28	1873584	BOLT, SEMS/M6×16	2	2	2	5660-024-1225-0	
5-29	1875771	NUT, JAM/M10	6	6	6	5660-043-0726-0	
5-30	1875782	RING, SNAP/19	2	2	2	5660-052-2010-0	
5-31	1873585	BOLT	2	2	2	5650-040-8950-0	
5-32	1873586	BOLT, SEMS/M10×70	1	1	1	5660-024-4892-0	
5-33	1875779	WASHER, SP/M10	2	2	2	5660-045-0406-0	

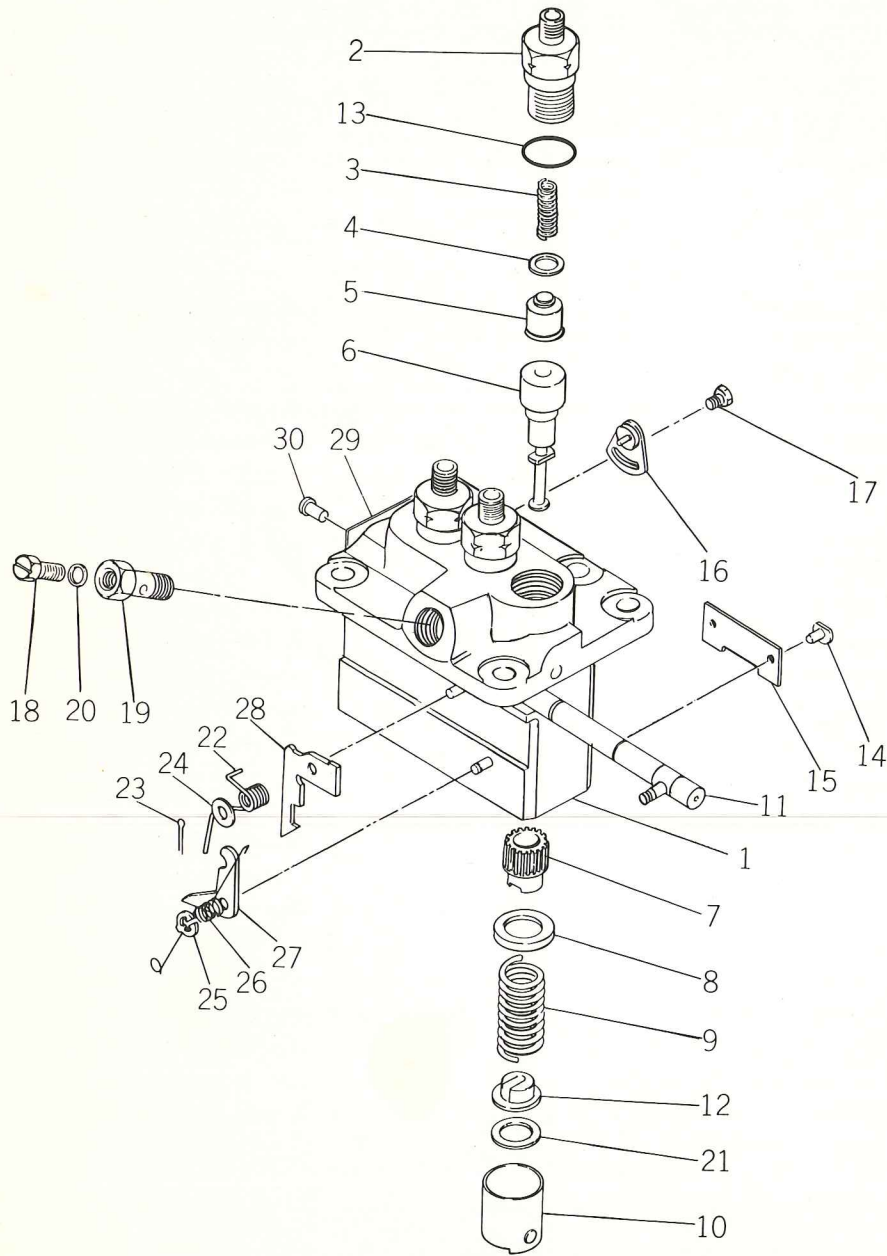
Fig. 6 FUEL SUPPLY PARTS GROUP



Ref No.		Description	Model & Q'ty			ISEKI Parts No.	Remarks
			1502 T	1504 F	1704 F		
6- 1	1875739	WASHER, SEAL	2	2	2	5651-661-1200-0	
6- 2	1873587	PUMP, FUEL INJ ASSY	1	1		5650-040-9264-0	See Fig.7
6- 2-1	1873588	PUMP, FUEL INJ ASSY			1	5650-040-9265-0	See Fig.7
6- 3	1873589	SHIM, ADJ/0.2 t	AR	AR	AR	5650-040-9040-0	
	1873590	SHIM, ADJ/0.3 t	AR	AR	AR	5650-040-9041-0	
	1873591	SHIM, ADJ/0.4 t	AR	AR	AR	5650-040-9042-0	
	1873592	SHIM, ADJ/0.5 t	AR	AR	AR	5650-040-9043-0	
	1873593	SHIM, ADJ/0.6 t	AR	AR	AR	5650-040-9044-0	
	1873594	SHIM, ADJ/0.7 t	AR	AR	AR	5650-040-9045-0	
	1873595	SHIM, ADJ/0.8 t	AR	AR	AR	5650-040-9046-0	
	1873596	SHIM, ADJ/0.9 t	AR	AR	AR	5650-040-9047-0	
	1873597	SHIM, ADJ/1.0 t	AR	AR	AR	5650-040-9048-0	
6- 4	1863545	COLLAR, UNION	1	1	1	5650-030-4916-0	
6- 5	1875743	BOLT/M8x20	4	4	4	5660-010-0055-0	
6- 6	1873598	NOZZLE & HOLDER ASSY	3	3	3	5650-040-2973-0	See Fig.8
6- 7	1875861	GASKET, NOZZLE HOLDER	3	3	3	5666-515-4300-0	
6- 8	1873599	BOLT/M8x32	6	6	6	5660-010-1260-0	
6- 9	1873600	PIPE, INJ NO.1 ASSY	1	1	1	5650-040-9094-0	
6-10	1873601	PIPE, INJ NO.2 ASSY	1	1	1	5650-040-9095-0	See Fig.9
6-11	1873602	PIPE, INJ NO.3 ASSY	1	1	1	5650-040-9096-0	
6-12	1873603	CLAMP	2	2	2	5650-040-0955-0	
6-13	1873604	CLAMP	2	2	2	5650-040-0956-0	
6-14	1873605	BOLT/M6x25	2	2	2	5660-024-3628-0	
6-15	1873654	FILTER, FUEL ASSY	1	1	1	5650-040-8872-0	
6-16	1873607	PIPE, FUEL RETURN	1	1	1	5650-040-9074-0	
6-17	1873608	JOINT	2	2	2	5650-010-0088-0	
6-18	1873609	JOINT, L	1	1	1	5650-040-0887-0	
6-19	1873610	CLAMP, HOSE	12	12	12	5650-010-0089-0	
6-20	1875793	CLAMP, HOSE	4	4	4	5661-066-0004-0	
6-21	1873611	HOSE, FUEL	1	1	1	5661-060-2021-0	
6-22	1873612	HOSE, FUEL	1	1	1	5661-060-2051-0	

Fig. 7

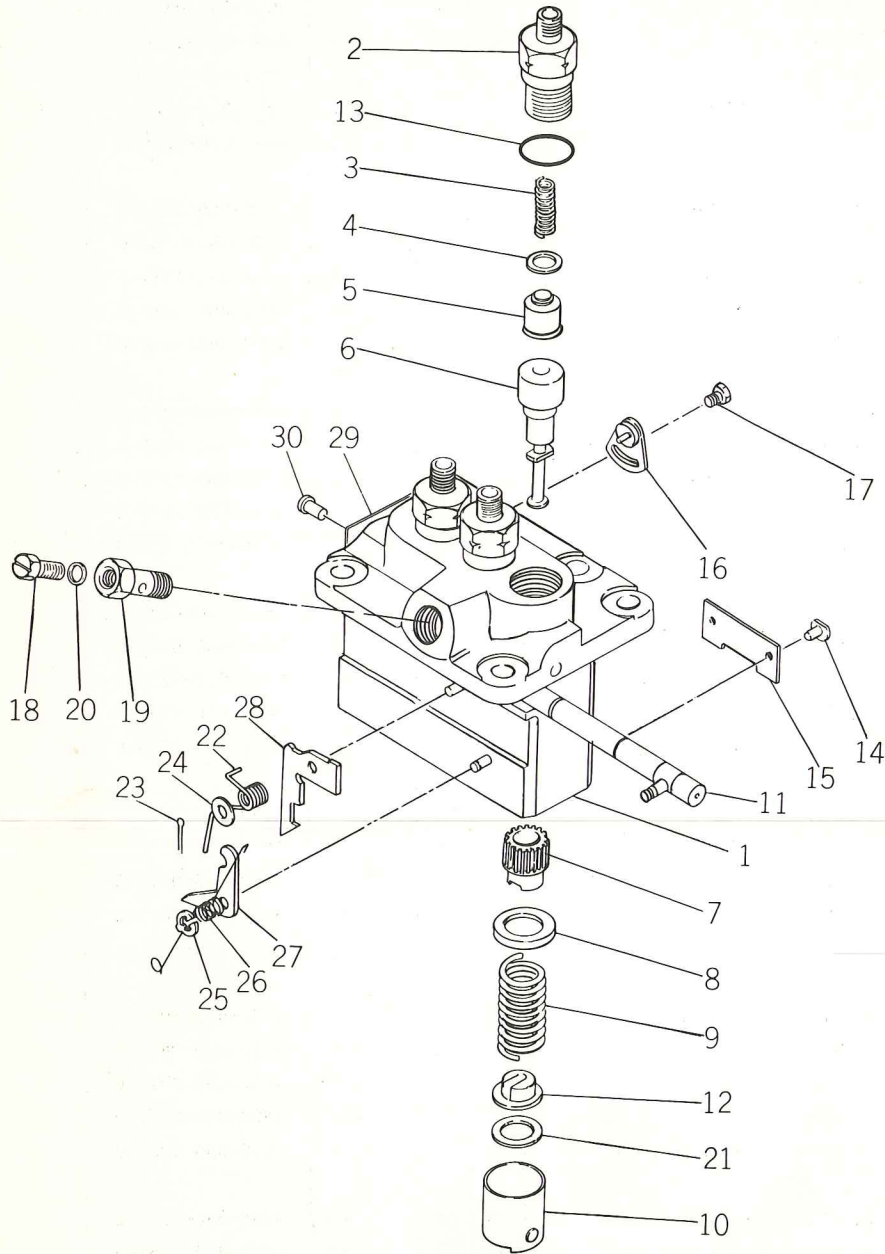
FUEL INJECTION PUMP



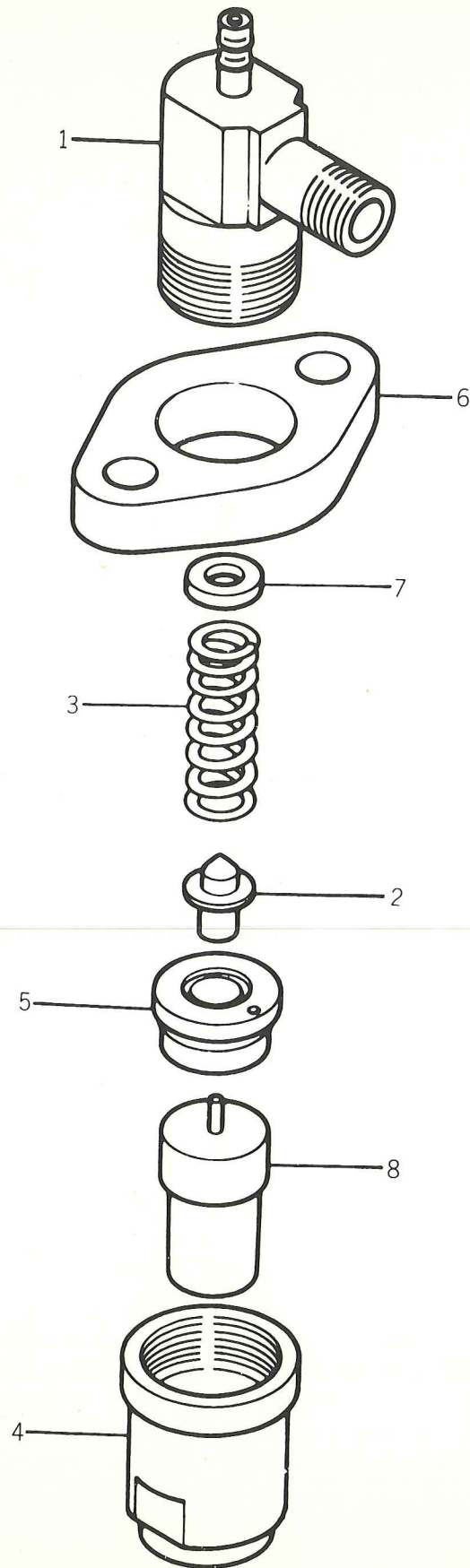
Ref No.		Description	Model & Q'ty			ISEKI Parts No.	Remarks
			1502 T	1504 F	1704 F		
7- 0-1	1873587	PUMP, INJ ASSY	1			5650-040-9264-0	
7- 0-2	1873588	PUMP, INJ ASSY		1	1	5650-040-9265-0	
7- 1	1873615	HOUSING, SUB ASSY	1	1	1	5650-050-1312-0	
7- 2	1875702	HOLDER, DEL VALVE	3	3	3	5650-050-0224-0	
7- 3	1873616	SPRING, DEL VALVE	3	3	3	5650-050-1161-0	
7- 4	1875722	GASKET, DEL VALVE	3	3	3	5650-050-0336-0	
7- 5	1876335	VALVE, DEL SUB ASSY	3	3	3	5650-050-1046-0	
7- 6	1873617	ELEMENT, SUB ASSY	3	3	3	5650-050-1156-0	
7- 7	1875707	SLEEVE, CONTROL	3	3	3	5650-050-0229-0	
7- 8	1873618	SEAT, SPRING UP	3	3	3	5650-050-1098-0	
7- 9	1875724	SPRING, PLUNGER	3	3	3	5650-050-0360-0	
7-10	1875708	TAPPET, SUB ASSY	3	3	3	5650-050-0230-0	
7-11	1873619	RACK, CONTROL ASSY	2	2	2	5650-050-1311-0	
7-12	1875721	SEAT, SPRING LW	3	3	3	5650-050-0316-0	
7-13	1875730	O-RING	3	3	3	5650-050-0438-0	
7-14	1873620	PIN, TAPPET GUIDE	3	3	3	5650-050-0331-0	
7-15	1873621	PLATE	1	1	1	5650-050-1262-0	
7-16	1873622	PLATE, ADJ ASSY	2	2	2	5650-050-1177-0	
7-17	1873623	BOLT, SEMS	2	2	2	5650-050-1244-0	
7-18	1873624	SCREW, AIR BREATHER	1	1	1	5650-050-1152-0	
7-19	1873625	SCREW, FOLLOW	1	1	1	5650-050-0442-0	
7-20	1873626	WASHER	1	1	1	5650-050-0114-0	
7-21	1875720	SHIM, PLATE	AR	AR	AR	5650-050-0299-0	
	1876324	SHIM, PLATE	AR	AR	AR	5650-050-0309-0	
	1876325	SHIM, PLATE	AR	AR	AR	5650-050-0310-0	
	1863546	SHIM, PLATE	AR	AR	AR	5650-050-0311-0	
	1863547	SHIM, PLATE	AR	AR	AR	5650-050-0312-0	
	1863548	SHIM, PLATE	AR	AR	AR	5650-050-0314-0	
	1876326	SHIM, PLATE	AR	AR	AR	5650-050-0315-0	
	1873627	SHIM, PLATE	AR	AR	AR	5650-050-1246-0	
7-22	1873628	SPRING, RETURN	1	1	1	5650-050-1073-0	
7-23	1875728	PIN, SPLIT	1	1	1	5650-050-0431-0	
7-24	1873629	WASHER, PLATE	1	1	1	5650-050-0928-0	
7-25	1873630	E-RING	1	1	1	5650-050-0507-0	
7-26	1873631	SPRING, ANGLEICH SET	1	1	1	5650-050-1256-0	
7-27	1873632	PLATE, ANGLEICH SET	AR	AR	AR	5650-050-1257-0	
	1873633	PLATE, ANGLEICH SET	AR	AR	AR	5650-050-1258-0	
	1873634	PKATE, ANGLEICH SET	AR	AR	AR	5650-050-1259-0	
	1873635	PLATE, ANGLEICH SET	AR	AR	AR	5650-050-1260-0	
	1873636	PLATE, ANGLEICH SET	AR	AR	AR	5650-050-1261-0	
7-28	1873621	PLATE, SMOKE SET	AR	AR	AR	5650-050-1262-0	
	1873638	PLATE, SMOKE SET	AR	AR	AR	5650-050-1263-0	
	1873639	PLATE, SMOKE SET	AR	AR	AR	5650-050-1264-0	
	1873640	PLATE, SMOKE SET	AR	AR	AR	5650-050-1265-0	
	1873641	PLATE, SMOKE SET	AR	AR	AR	5650-050-1266-0	

Fig. 7

FUEL INJECTION PUMP

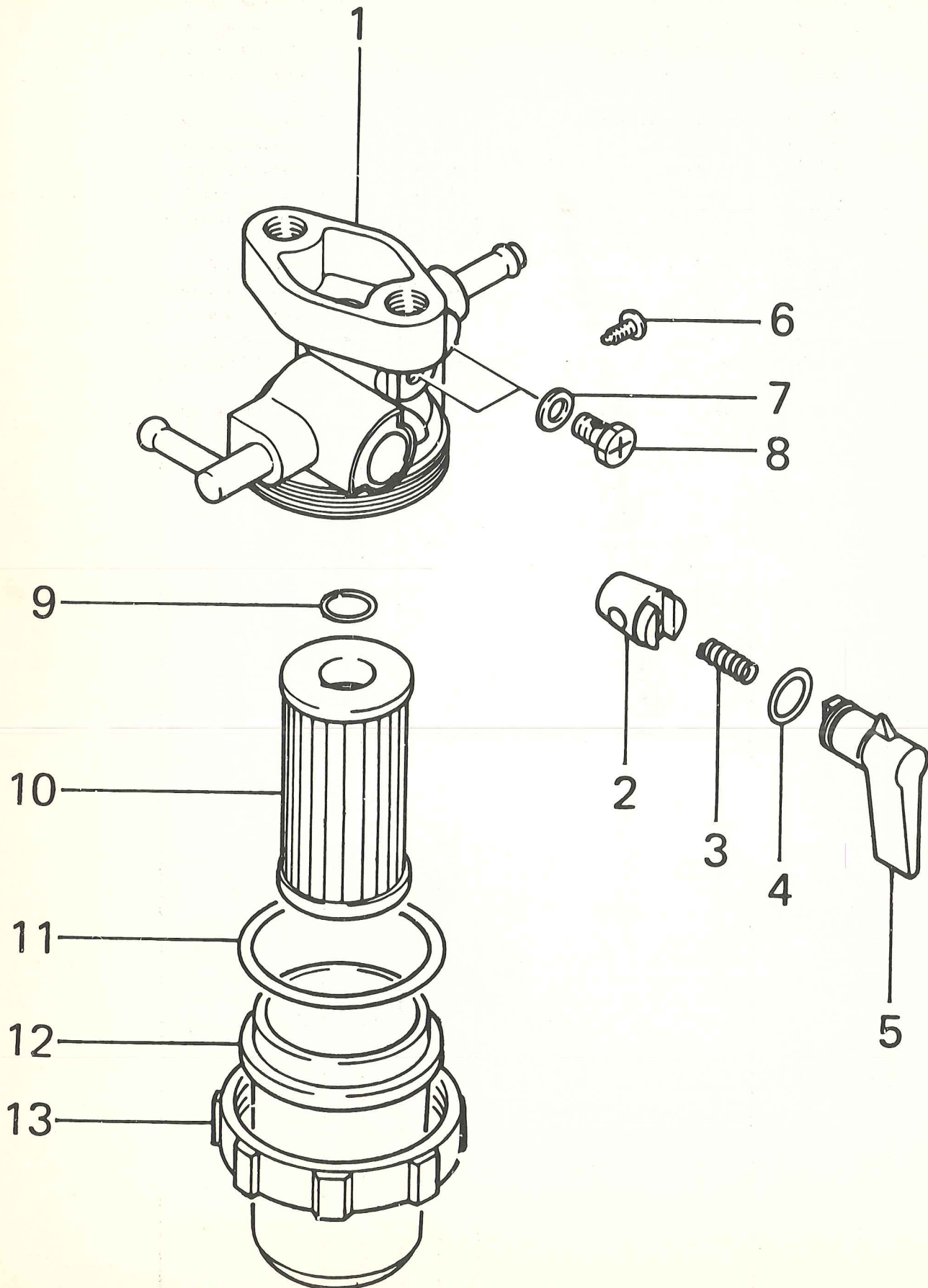


Ref No.	Description	Model & Q'ty			ISEKI Parts No.	Remarks
		1502 T	1504 F	1704 F		
	1873642	AR	AR	AR	5650-050-1267-0	
	1873643	AR	AR	AR	5650-050-1268-0	
	1873644	AR	AR	AR	5650-050-1269-0	
	1873645	AR	AR	AR	5650-050-1270-0	
	1873646	AR	AR	AR	5650-050-1271-0	
	1873647	AR	AR	AR	5650-050-1272-0	
	1873648	AR	AR	AR	5650-050-1273-0	
	1873649	AR	AR	AR	5650-050-1274-0	
	1873650	AR	AR	AR	5650-050-1275-0	
7-29	N/A	1	1		5650-050-1318-0	
7-29-1	N/A			1	5650-050-1319-0	
7-30	1875727	1	1	1	5650-050-0429-0	



Ref No.		Description	Model & Q'ty			ISEKI Parts No.	Remarks
			1502 T	1504 F	1704 F		
8-0-1	1873598	NOZZLE & HOLDER ASSY	3	3	3	5650-040-2973-0	
8-1	1873652	BODY	3	3	3	5650-050-1238-0	
8-2	1875698	PIN, PRESS	3	3	3	5650-050-0135-0	
8-3	1875699	SPRING, PRESS	3	3	3	5650-050-0136-0	
8-4	1875733	NUT, RETAINING	3	3	3	5650-050-0908-0	
8-5	1875700	PIECE, DISTANCE	3	3	3	5650-050-0137-0	
8-6	1873653	FLANGE	3	3	3	5650-050-1240-0	
8-7	1875732	WASHER	AR	AR	AR	5650-050-0785-0	
	1876327	WASHER	AR	AR	AR	5650-050-0786-0	
	1876328	WASHER	AR	AR	AR	5650-050-0787-0	
	1876329	WASHER	AR	AR	AR	5650-050-0795-0	
	1876330	WASHER	AR	AR	AR	5650-050-0796-0	
	1876331	WASHER	AR	AR	AR	5650-050-0797-0	
	1876332	WASHER	AR	AR	AR	5650-050-0798-0	
	1876333	WASHER	AR	AR	AR	5650-050-0799-0	
8-8	1875602	NOZZLE ASSY	3	3	3	5650-030-0152-0	

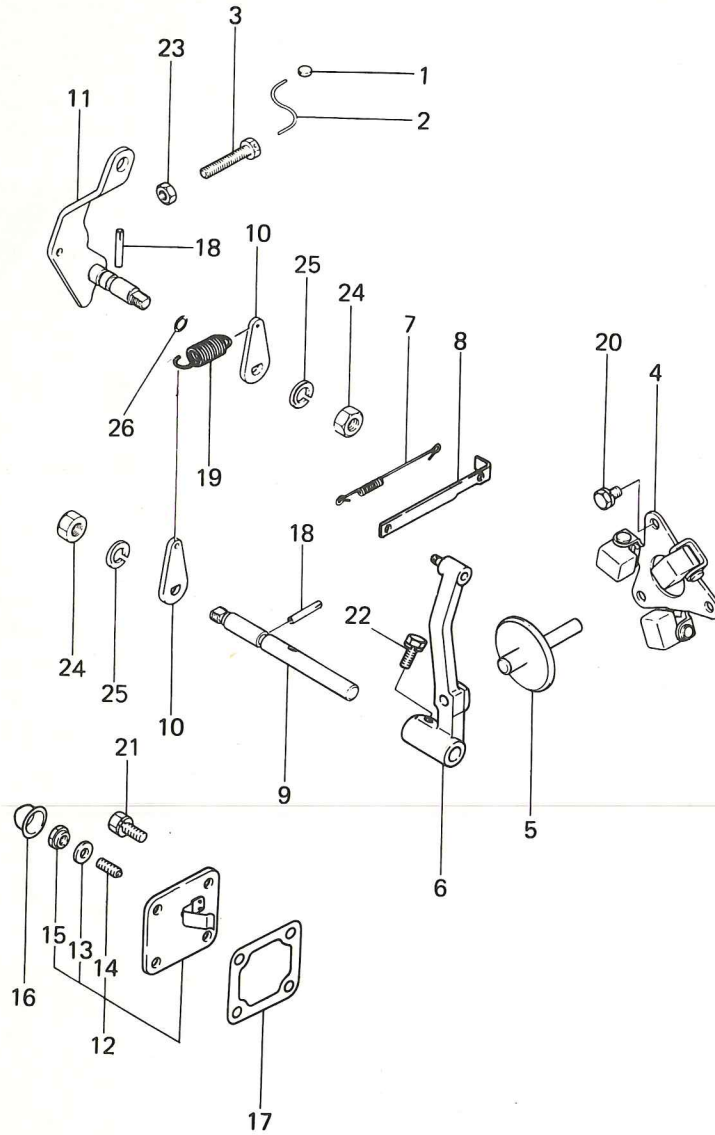
Fig 9 FUEL FILTER



Ref No.		Description	Model & Q'ty			ISEKI Parts No.	Remarks
			1502 T	1504 F	1704 F		
9- 0-1	1873654	FILTER, FUEL ASSY	1	1	1	5650-040-8872-0	
9- 1	1876355	BODY, FILTER SUB ASSY	1	1	1	5650-040-8873-0	
9- 2	N/A	• VALVE	1	1	1		
9- 3	1863586	SPRING, VALVE	1	1	1	5650-040-4873-0	
9- 4	1863587	O-RING, VALVE	1	1	1	5650-040-4874-0	
9- 5	1863588	LEVER	1	1	1	5650-040-4871-0	
9- 6	1863589	SCREW	1	1	1	5650-048-4875-0	
9- 7	1863595	PACKING	2	2	2	5650-040-4884-0	
9- 8	1873656	SCREW, AIR VENT	2	2	2	5650-040-4880-0	
9- 9	1863594	O-RING, ELEMENT	1	1	1	5650-040-4881-0	
9-10	1876440	ELEMENT	1	1	1	5650-040-4879-0	
9-11	1863592	O-RING, FILTER CUP	1	1	1	5650-040-4878-0	
9-12	1873657	CUP, FILTER	1	1	1	5650-040-4876-0	
9-13	1863591	NUT, RING	1	1	1	5650-040-4877-0	

Fig. 10

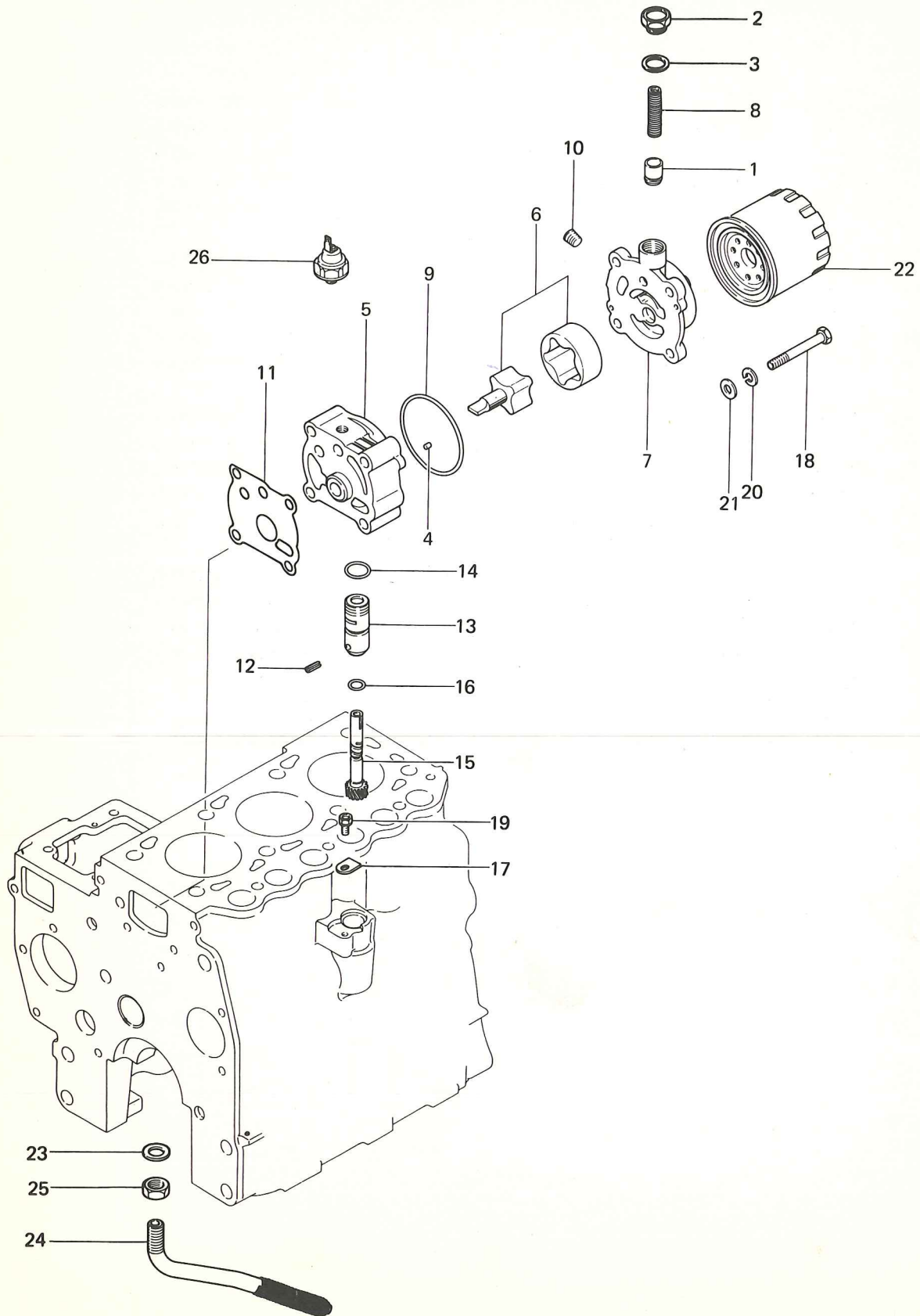
GOVERNOR PARTS GROUP



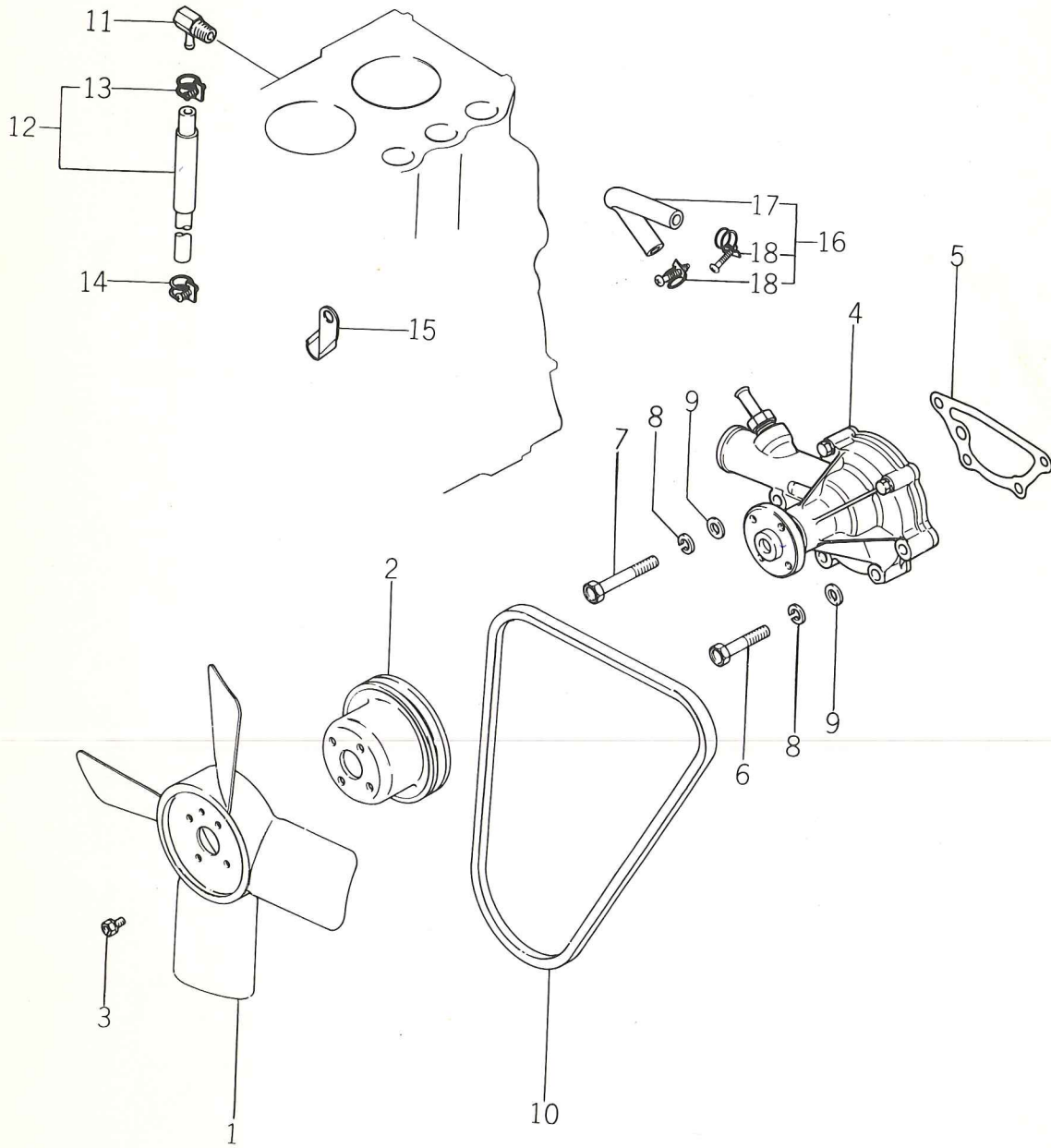
Ref No.		Description	Model & Qty			ISEKI Parts No.	Remarks
			1502 T	1504 F	1704 F		
10- 1	1875740	METAL, SEALING	1	1	1	5651-992-0000-1	
10- 2	1875741	WIRE	1	1	1	5651-993-0014-0	
10- 3	1875677	BOLT, HI-SPEED SET	1	1	1	5650-040-1080-0	
10- 4	1873658	WEIGHT, GOVERNOR ASSY	1	1	1	5650-040-7000-0	
10- 5	1873659	SHAFT, SLIDING ASSY	1	1	1	5650-040-7010-0	
10- 6	1873660	LEVER, GOVERNOR ASSY	1	1	1	5650-040-7028-0	
10- 7	1873661	SPRING, TIE ROD	1	1	1	5650-040-9182-0	
10- 8	1873662	ROD, TIE	1	1	1	5650-040-9181-0	
10- 9	1873663	SHAFT, GOVERNOR	1	1	1	5650-040-7030-0	
10-10	1873664	LEVER, SPRING	2	2	2	5650-040-7035-0	
10-11	1873665	LEVER, SPEED CONTROL	1	1	1	5650-040-9175-0	
10-12	1873666	COVER, TIE ROD	1	1	1	5650-040-9213-0	
10-13	1873667	WASHER, SEAL	1	1	1	5651-661-0600-0	
10-14	1873668	SCREW, ADJ/M6×7	1	1	1	5650-040-9167-0	
10-15	1873669	NUT, SPECIAL/M6	1	1	1	5650-040-9168-0	
10-16	1873670	CAP, SEALING	1	1	1	5650-040-9169-0	
10-17	1873671	GASKET, COVER	1	1	1	5650-040-9151-0	
10-18	1875876	PIN, GROOVED	2	2	2	5668-712-6300-0	
10-19	1873672	SPRING, GOVERNOR	1	1	1	5650-040-9186-0	
10-20	1875755	BOLT, SEMS/M6×10	3	3	3	5660-024-1222-0	
10-21	1875756	BOLT, SEMS/M6×14	4	4	4	5660-024-1224-0	
10-22	1873675	BOLT, SEMS/M6×14	1	1	1	5660-024-4823-0	
10-23	1873676	NUT, JAM/M6	1	1	1	5660-043-0004-0	
10-24	1875770	NUT, JAM/M8	2	2	2	5660-043-0725-0	
10-25	1875778	WASHER, SP/M8	2	2	2	5660-045-0405-0	
10-26	1873677	O-RING/7	1	1	1	5660-052-0002-0	

Fig. 11

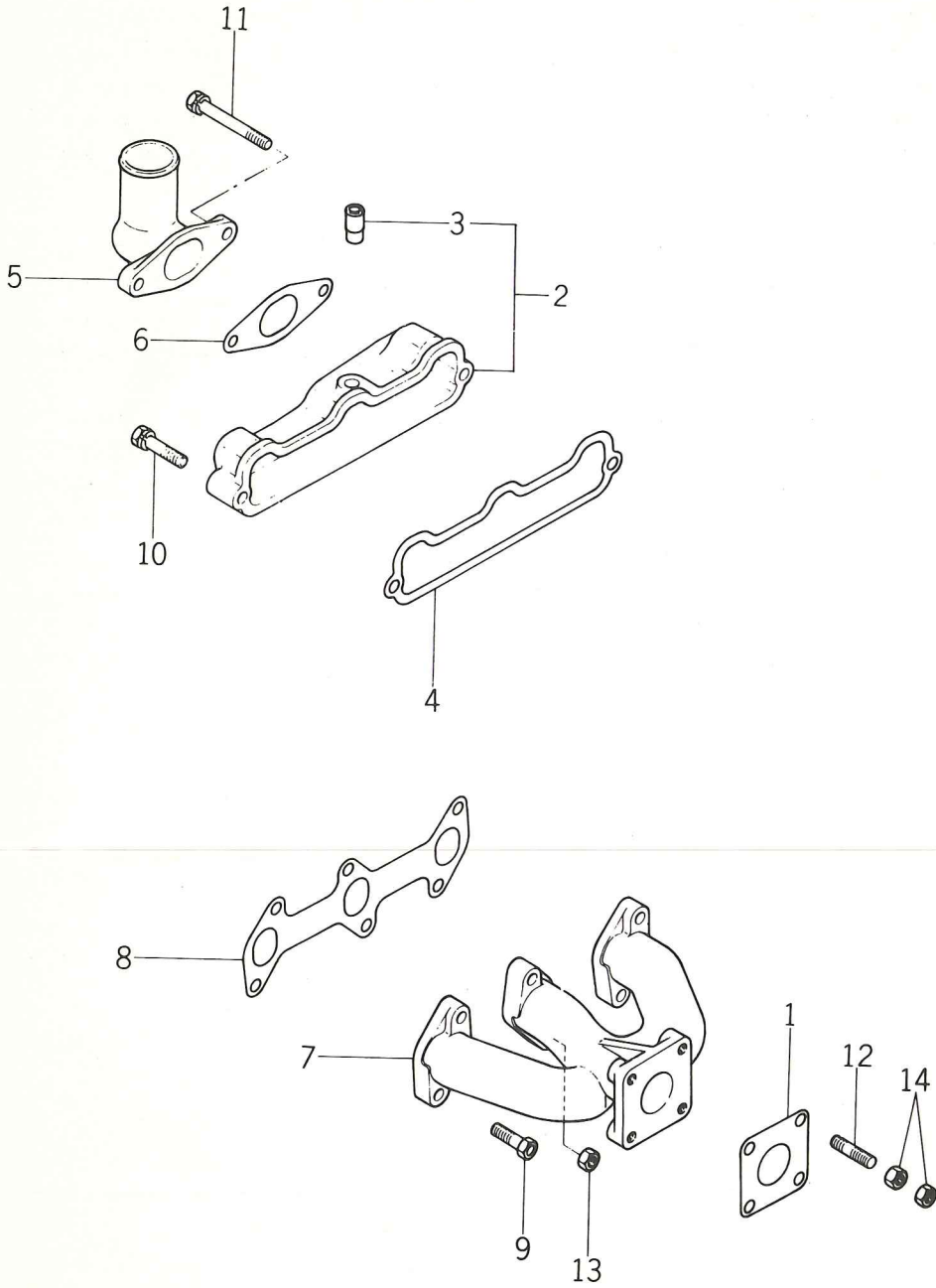
LUBRICATING PARTS GROUP



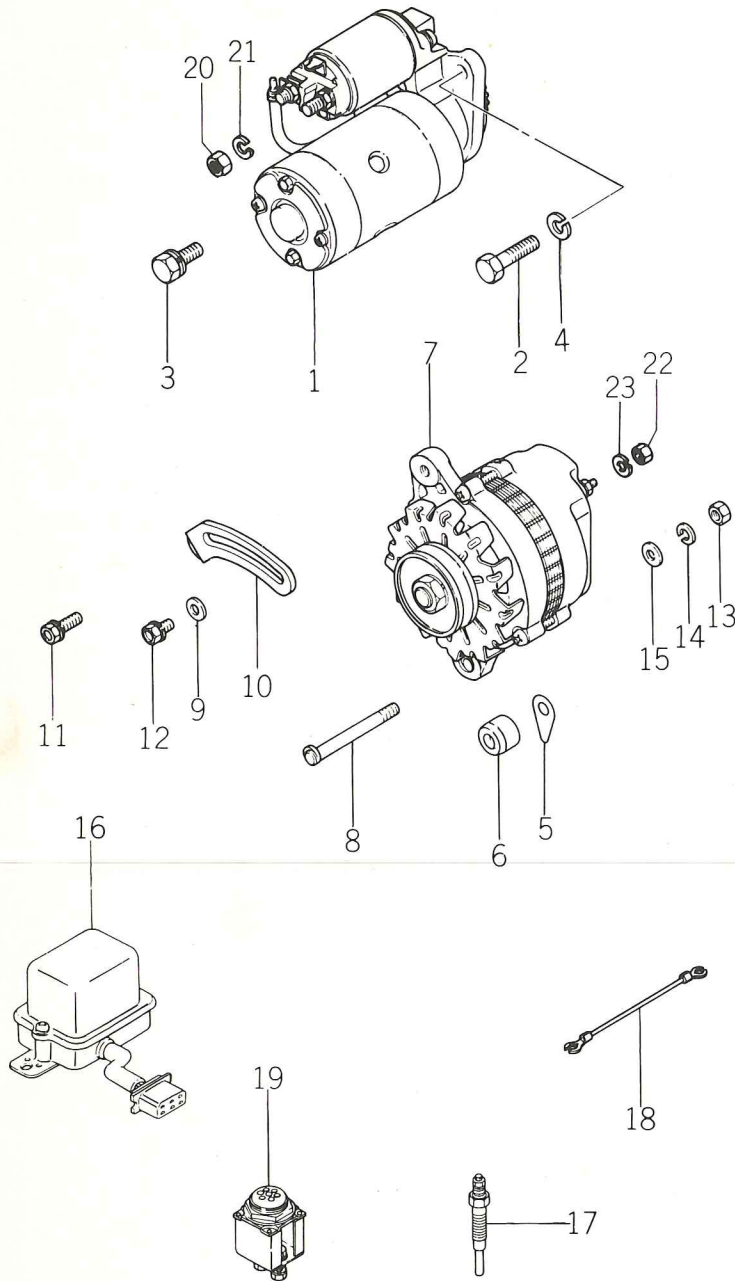
Ref No.		Description	Model & Q'ty			ISEKI Parts No.	Remarks
			1502 T	1504 F	1704 F		
11- 0-1	1873678	PUMP, OIL ASSY	1	1	1	5650-040-9197-0	
11- 1	1873679	PLUNGER, RELIEF	1	1	1	5663-030-7900-0	
11- 2	1873680	PLUG	1	1	1	5650-040-7136-0	
11- 3	1873681	GASKET	1	1	1	5650-040-7137-0	
11- 4	1863544	PIN, DOWEL	2	2	2	5663-000-2680-0	
11- 5	1873682	BODY, OIL PUMP	1	1	1	5650-040-9201-0	
11- 6	1873683	ROTOR, OIL PUMP ASSY	1	1	1	5650-040-7125-0	
11- 7	1873684	COVER, OIL PUMP	1	1	1	5650-040-7143-0	
11- 8	1873685	SPRING, RELIEF	1	1	1	5650-040-9204-0	
11- 9	1873686	O-RING	1	1	1	5650-040-7145-0	
11-10	1873467	PLUG, TAPER/PT1/4	1	1	1	5661-066-1121-0	
11-11	1873688	GASKET, OIL PUMP BODY	1	1	1	5650-040-7124-0	
11- 0-2	1873689	SPEEDMETER DRIVEN UNIT	1	1	1	5650-040-7170-0	
11-12	1873690	PIN, SPRING	1	1	1	5663-701-7860-0	
11-13	1873691	SLEEVE, DRIVEN GEAR	1	1	1	5663-701-7870-0	
11-14	1873692	O-RING, B	1	1	1	5663-701-7880-0	
11-15	1873693	GEAR, DRIVEN	1	1	1	5650-040-7171-0	
11-16	1873694	O-RING/18	1	1	1	5660-052-0012-0	
11-17	1873695	PLATE, LOCKING	1	1	1	5663-701-7890-0	
11-18	1873696	BOLT/M8x65	4	4	4	5660-010-1268-0	
11-19	1875756	BOLT, SEMS	1	1	1	5660-024-1224-0	
11-20	1875778	WASHER, SP/M8	4	4	4	5660-045-0405-0	
11-21	1875788	WASHER/M8	3	3	3	5661-045-0035-0	
11-22	1874139	FILTER, OIL ASSY	1	1	1	5669-665-4000-0	
11-23	1873699	WASHER, SEAL	1	1	1	5651-661-1400-0	
11-24	1873730	SCREEN, OIL ASSY	1	1	1	5650-040-9215-0	
11-25	1873731	NUT, JAM/M14	1	1	1	5660-043-0728-0	
11-26	1875809	SWITCH, OIL PRESS	1	1	1	5663-001-4820-0	



Ref No.		Description	Model & Q'ty			ISEKI Parts No.	Remarks
			1502 T	1504 F	1704 F		
12- 1	1875890	FAN, COOLING	1	1	1	5669-674-4000-0	
12- 2	1875889	PULLEY, WATER PUMP	1	1	1	5669-674-0510-0	
12- 3	1875755	BOLT, SEMS/M6×12	4	4	4	5660-024-1223-0	
12- 4	1873734	PUMP, WATER ASSY	1	1	1	5650-040-9302-0	
12- 5	1873735	GASKET, WATER PUMP	1	1	1	5650-040-7422-0	
12- 6	1875600	BOLT/M8×45	3	3	3	5660-010-1264-0	
12- 7	1873736	BOLT/M8×60	1	1	1	5660-010-1267-0	
12- 8	1875778	WASHER, SP/M8	4	4	4	5660-045-0405-0	
12- 9	1875788	WASHER/M8	4	4	4	5661-045-0035-0	
12-10	1873737	BELT, FAN	1	1	1	5650-040-9305-0	
12-11	1873738	JOINT, WATER DRAIN	1	1	1	5650-040-8260-0	
12-12	1873739	HOSE, WATER DRAIN	1	1	1	5650-040-8272-0	
12-13	1875793	CLAMP, HOSE	1	1	1	5661-066-0004-0	
12-14	1875793	CLAMP, HOSE	1	1	1	5661-066-0004-0	
12-15	1873740	CLAMP, DRAIN HOSE	1	1	1	5650-040-8265-0	
12-16	1873528	HOSE, BY-PASS	1	1	1	5650-040-9329-0	
12-17	1873742	HOSE, FUEL/8×150	1	1	1	5661-060-3006-0	
12-18	1863569	CLAMP, HOSE/15	2	2	2	5661-066-1006-0	

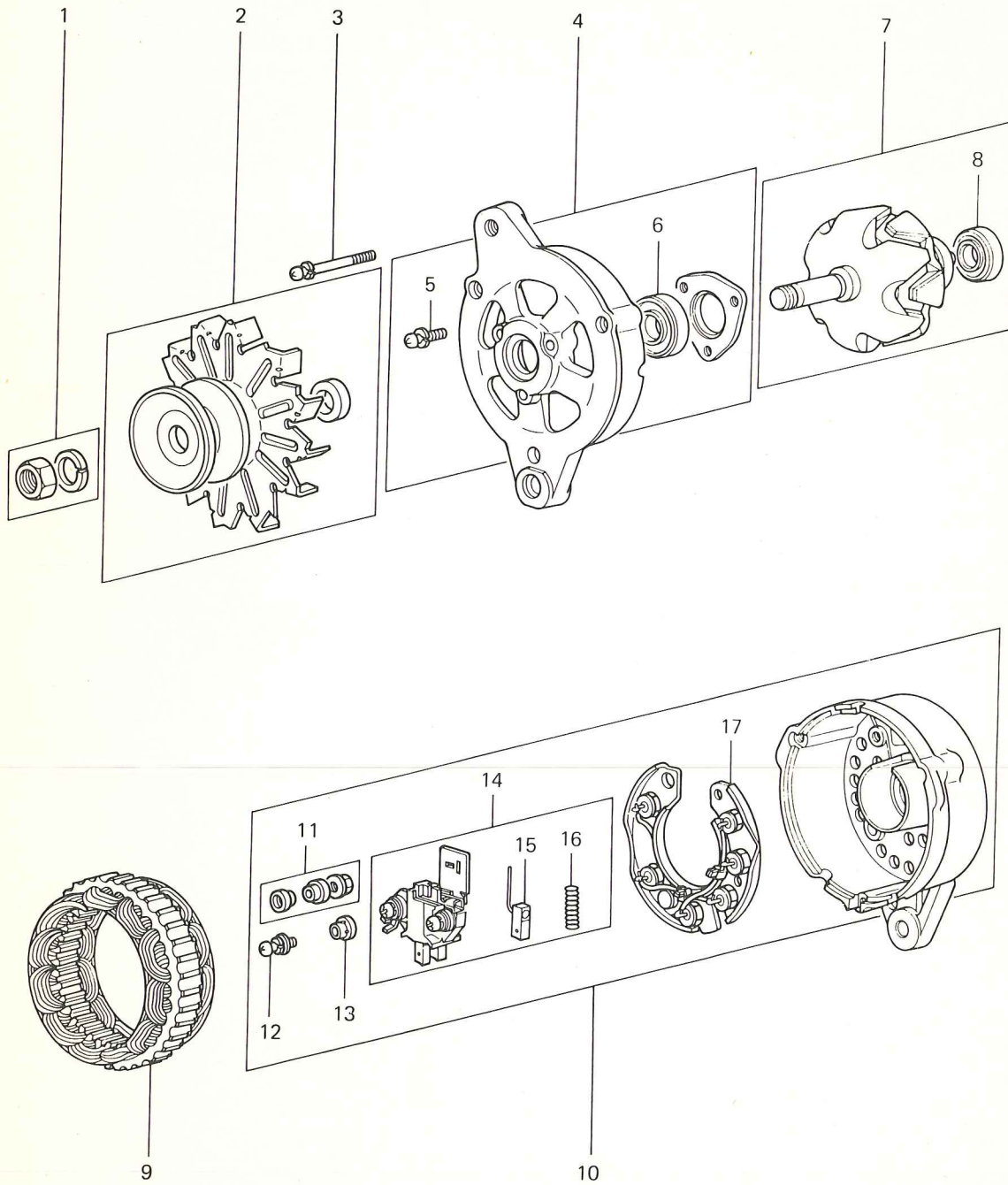


Ref No.		Description	Model & Q'ty			ISEKI Parts No.	Remarks
			1502 T	1504 F	1704 F		
13- 1	1873743	GASKET	1	1	1	5650-040-8580-0	
13- 2	1873744	MANIFOLD, INTAKE ASSY	1	1	1	5650-040-8541-0	
13- 3	1875883	PIPE	1	1	1	5669-644-1710-0	
13- 4	1873745	GASKET, MANIFOLD	1	1	1	5650-040-8551-0	
13- 5	1873746	PIPE, INLET	1	1	1	5650-040-8563-0	
13- 6	1873747	GASKET, INLET PIPE	1	1	1	5650-040-8566-0	
13- 7	1873748	MANIFOLD, EXH	1	1	1	5650-040-8571-0	
13- 8	1873749	GASKET, EXH MANIFOLD	1	1	1	5650-040-8576-0	
13- 9	1873750	BOLT/M8×30	5	5	5	5660-010-1259-0	
13-10	1873751	BOLT, SEMS/M8×40	1	1	1	5660-024-1261-0	
13-11	1873531	BOLT, SEMS/M8×70	2	2	2	5660-024-1267-0	
13-12	1873514	STUD/M8×25	4	4	4	5660-040-1936-0	
13-13	1875766	NUT/M8	1	1	1	5660-043-0005-0	
13-14	1873755	NUT/M8	8	8	8	5660-043-4005-0	



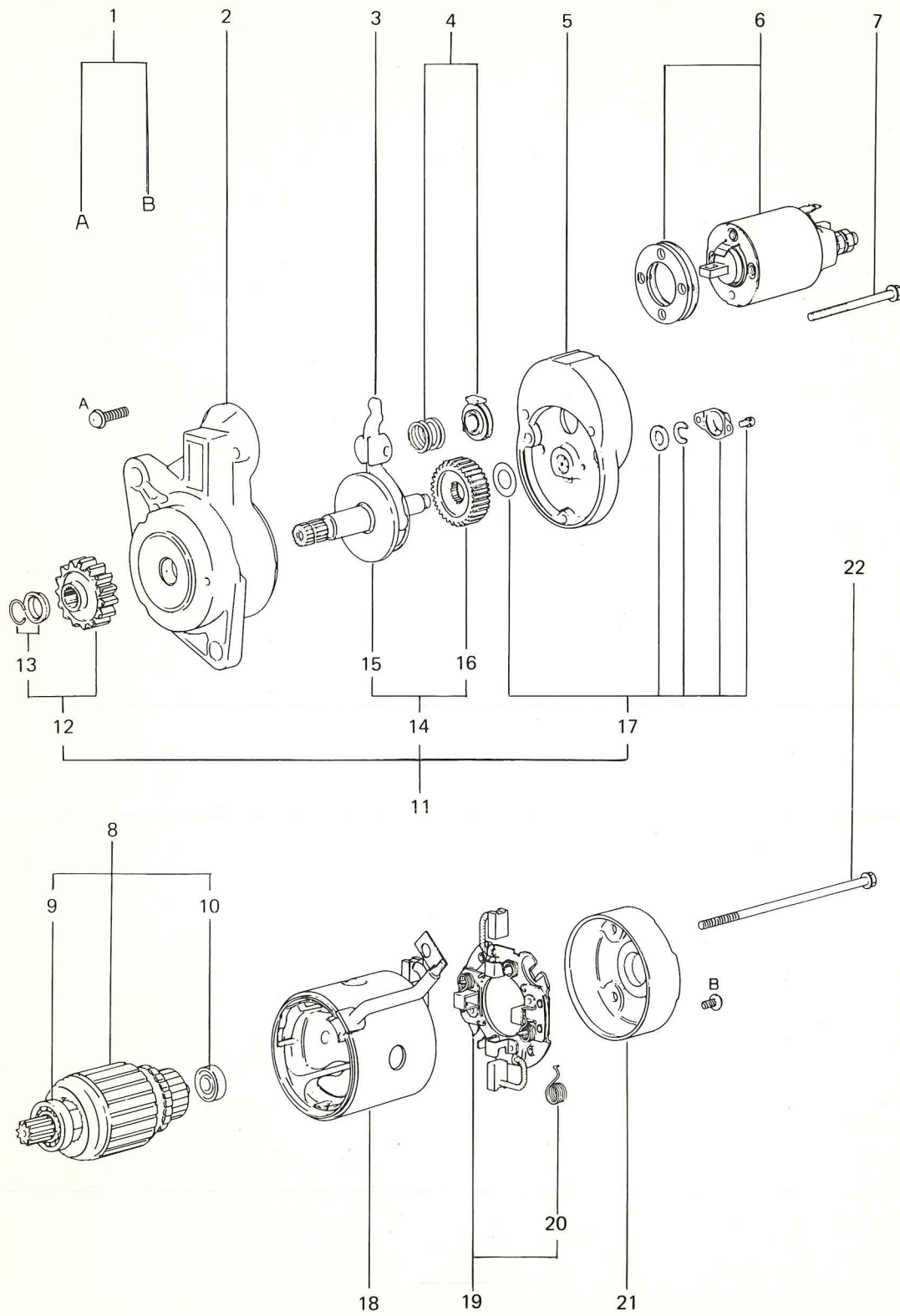
Ref No.		Description	Model & Q'ty			ISEKI Parts No.	Remarks
			1502 T	1504 F	1704 F		
14- 1	1873787	STARTER ASSY	1	1	1	5650-040-9410-0	See Fig.16
14- 2	1873756	BOLT, STARTER	1	1	1	5650-040-9420-0	
14- 3	1873757	BOLT, SEMS/M10×25	1	1	1	5660-024-1382-0	
14- 4	1875779	WASHER, SP	1	1	1	5660-045-0406-0	
14- 5	1875907	SHIM	AR	AR	AR	5663-001-5170-0	
14- 6	1873758	SPACER	1	1	1	5650-040-9320-0	See Fig.15
14- 7	1873759	ALTERNATOR	1	1	1	5663-017-6450-0	
14- 8	1873760	BOLT/M8×82	1	1	1	5663-001-5150-0	
14- 9	1875799	WASHER	1	1	1	5663-000-4250-0	
14-10	1873761	BRACE, GENERATOR	1	1	1	5650-040-9460-0	
14-11	1875757	BOLT, SEMS/M8×16	1	1	1	5660-024-1251-0	
14-12	1875759	BOLT, SEMS/M8×20	1	1	1	5660-024-1255-0	
14-13	1873762	NUT/M8	1	1	1	5660-043-0005-0	
14-14	1875778	WASHER, SP/M8	1	1	1	5660-045-0405-0	
14-15	1875788	WASHER/M8	1	1	1	5661-045-0035-0	
14-16	1873763	REGULATOR ASSY	1	1	1	5663-001-8210-0	
14-17	1873764	PLUG, GLOW/Y-114T	3	3	3	5650-040-9510-0	
14-18	1873765	WIRE, GLOW PLUG LEAD	2	2	2	5650-040-9511-0	
14-19	1873766	LAMP, GLOW	1	1	1	5650-040-9515-0	
14-20	1860310	NUT/M8	1	1	1	V302-260-0080-0	
14-21	1860403	WASHER, SP/M8	1	1	1	V401-160-0080-0	
14-22	1860302	NUT/M5	1	1	1	V300-260-0050-0	
14-23	1860401	WASHER, SP/M5	1	1	1	V401-160-0050-0	

Fig. 15 ALTERNATOR



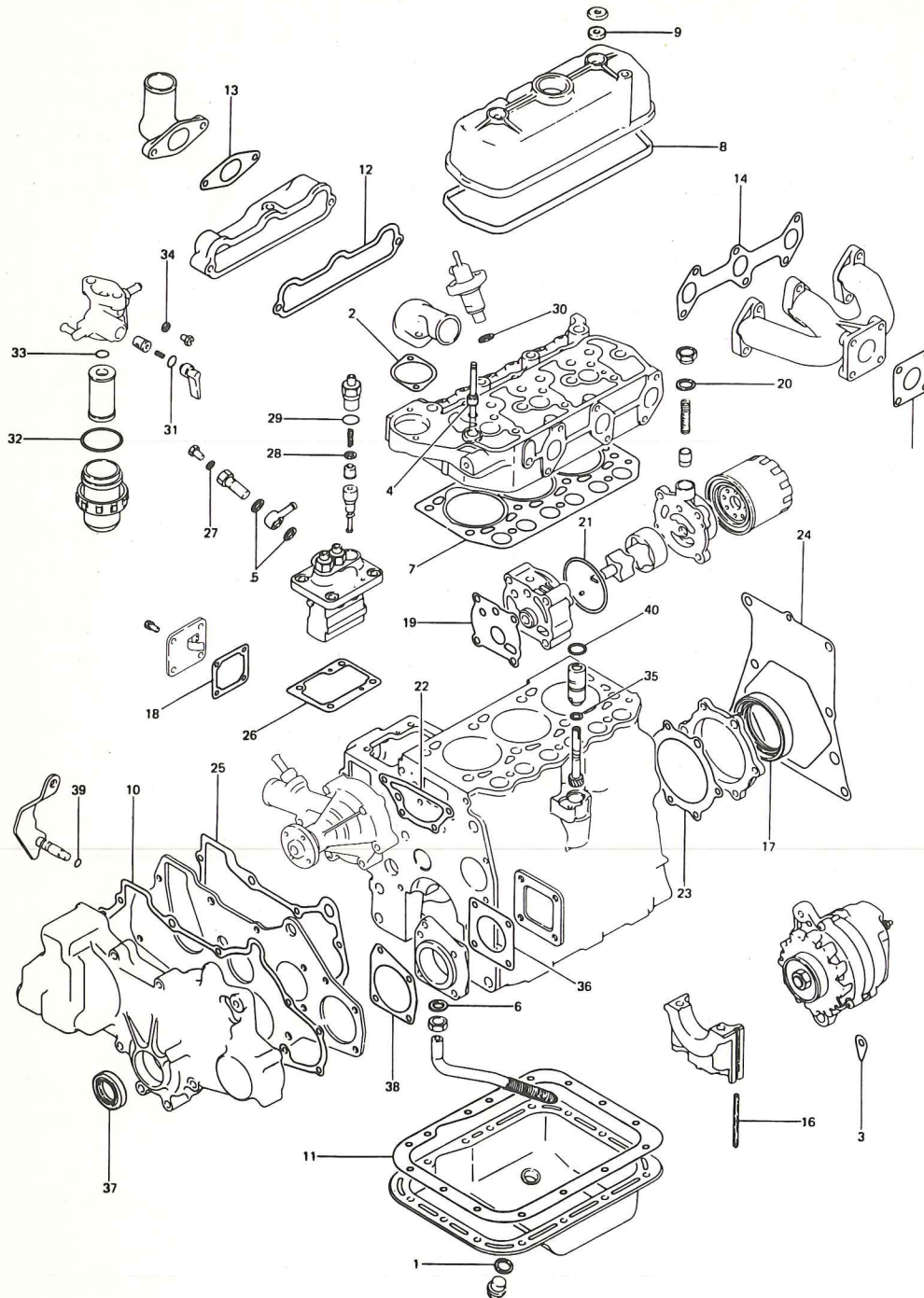
Ref No.		Description	Model & Q'ty			ISEKI Parts No.	Remarks
			1502 T	1504 F	1704 F		
15- 0-1	1873769	ALTERNATOR ASSY	1	1	1	5663-017-6450-0	
15- 1	1873770	NUT SET	1	1	1	5650-050-2340-0	
15- 2	1873771	PULLEY ASSY	1	1	1	5663-607-1700-0	
15- 3	1873772	SCREW SET	1	1	1	5663-607-2120-0	
15- 4	1873773	BRACKET, F. ASSY	1	1	1	5663-607-2670-0	
15- 5	1873774	SCREW SET	1	1	1	5663-602-9380-0	
15- 6	1873775	BEARING	1	1	1	5663-602-2640-0	
15- 7	1873776	ROTOR ASSY	1	1	1	5650-050-2298-0	
15- 8	1873777	BEARING	1	1	1	5663-602-7890-0	
15- 9	1873778	STATOR	1	1	1	5650-050-2299-0	
15-10	1873779	BRACKET, R. ASSY	1	1	1	5663-607-2680-0	
15-11	1873780	NUT SET	1	1	1	5663-607-1760-0	
15-12	1873781	SCREW, SEMS/M5×14	1	1	1	5660-035-0769-0	
15-13	1873782	MOLD	1	1	1	5663-602-8260-0	
15-14	1873783	HOLDER, BRUSH ASSY	1	1	1	5663-602-7970-0	
15-15	1873784	BRUSH	2	2	2	5663-602-7830-0	
15-16	1873785	SPRING, BRUSH	2	2	2	5663-602-2270-0	
15-17	1873786	RECTIFIER ASSY	1	1	1	5663-607-2690-0	

Fig. 16 STARTER



Ref No.		Description	Model & Q'ty			ISEKI Parts No.	Remarks
			1502 T	1504 F	1704 F		
16- 0-1	1873755	STARTER ASSY	1	1	1	5650-040-9410-0	
16- 1	1873788	SCREW SET	1	1	1	5663-060-7432-0	
16- 2	1873789	BRACKET, F, SET	1	1	1	5650-050-2398-0	
16- 3	1873790	LEVER ASSY	1	1	1	5663-060-7410-0	
16- 4	1873791	SPRING SET	1	1	1	5663-060-7411-0	
16- 5	1873792	BRACKET, CENTER ASSY	1	1	1	5650-050-2431-0	
16- 6	1875818	SWITCH ASSY	1	1	1	5663-602-0740-0	
16- 7	1873793	BOLT/M5×73	1	1	1	5650-050-2332-0	
16- 8	1873794	ARMATURE SET	1	1	1	5650-050-2333-0	
16- 9	1873795	BEARING	1	1	1	5650-050-2334-0	
16-10	1873796	BEARING	1	1	1	5650-050-2335-0	
16-11	1873797	SHAFT, CLUTCH SET	1	1	1	5650-050-2395-0	
16-12	1873798	PINION SET	1	1	1	5650-050-2396-0	
16-13	1873799	STOPPER SET	1	1	1	5663-060-7416-0	
16-14	1873800	GEAR SET	1	1	1	5663-060-7539-0	
16-15	1873801	SHAFT, PINION ASSY	1	1	1	5663-060-7540-0	
16-16	1873802	GEAR	1	1	1	5650-050-2341-0	
16-17	1873803	COVER SET	1	1	1	5650-050-2342-0	
16-18	1873804	YOKE ASSY	1	1	1	5650-050-2397-0	
16-19	1873805	HOLDER, BRUSH ASSY	1	1	1	5663-060-7420-0	
16-20	1873806	SPRING, BRUSH	1	1	1	5663-060-2210-0	
16-21	1873807	BRACKET, R.	1	1	1	5650-050-2346-0	
16-22	1873808	BOLT/M5×149	2	2	2	5650-050-2347-0	

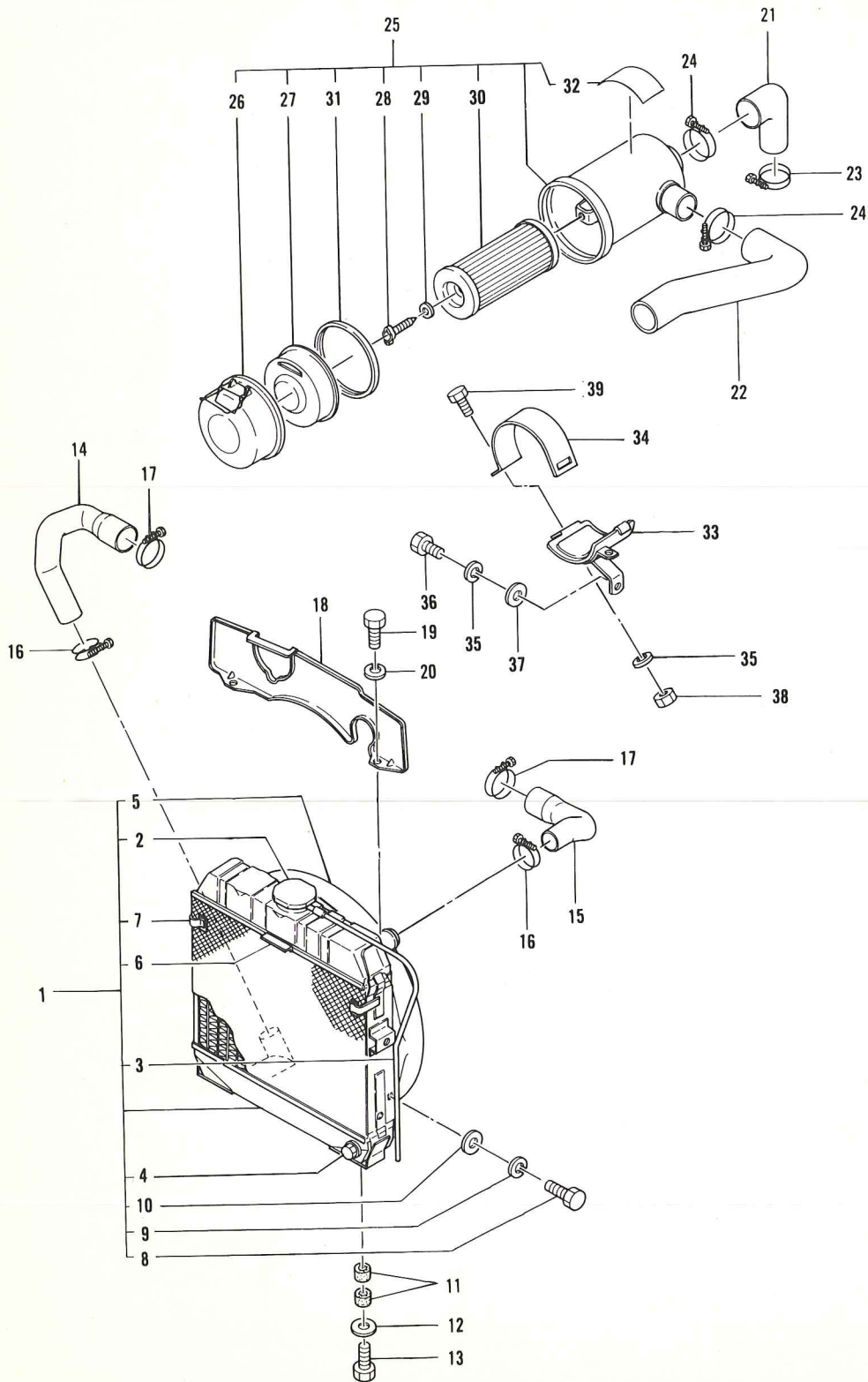
Fig. 17 GASKET KIT



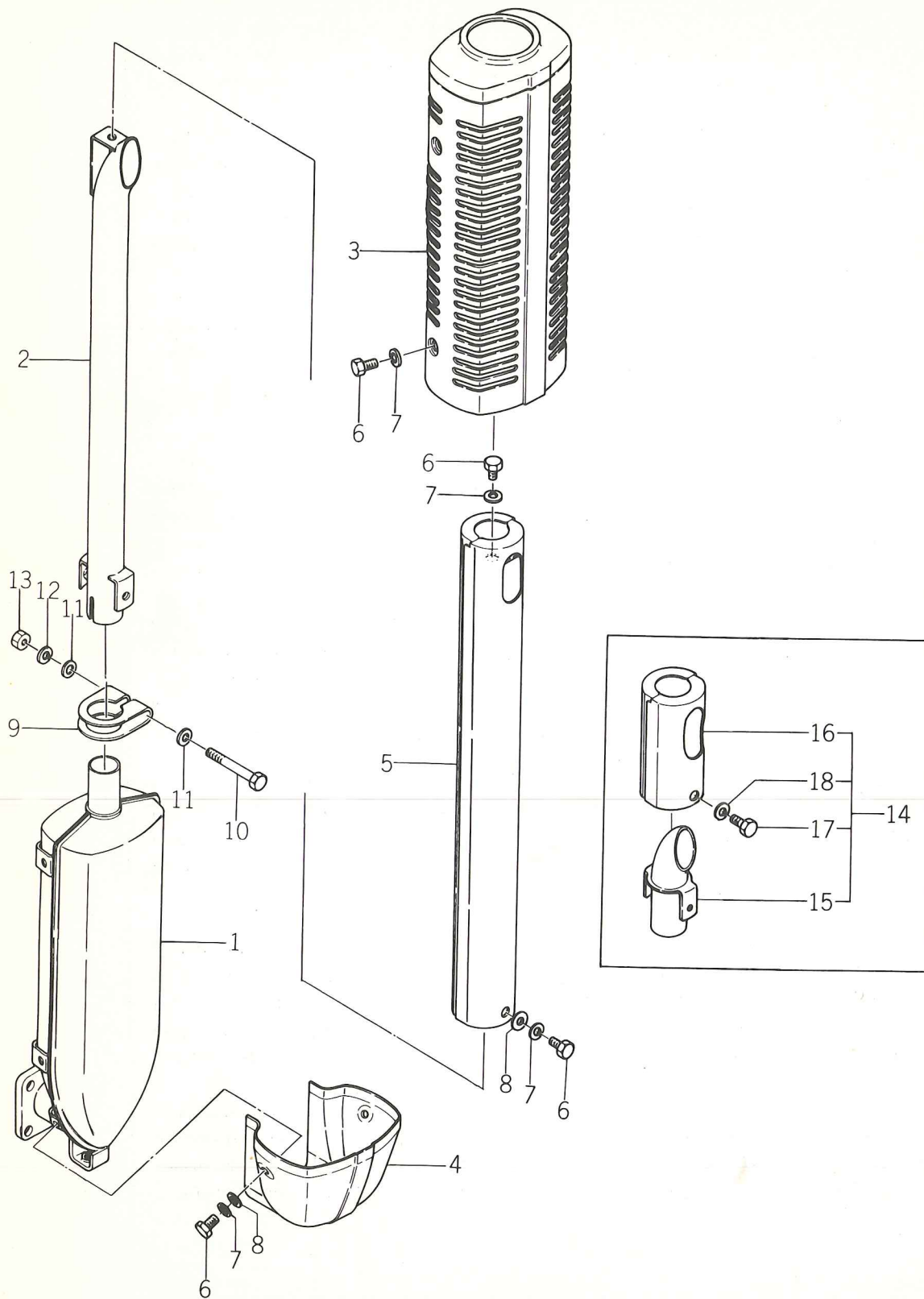
Ref No.		Description	Model & Q'ty			ISEKI Parts No.	Remarks
			1502 T	1504 F	1704 F		
17- 0-1	1873809	GASKET KIT	1	1		5650-040-8381-0	
17- 0-2	1873810	GASKET KIT			1	5650-040-8382-0	
17- 1	1875797	GASKET, DRAIN PLUG/18	1	1	1	5663-000-3120-0	
17- 2	1876313	GASKET, OUTLET FITTING	1	1	1	5663-000-5510-0	
17- 3	1875907	SHIM	3	3	3	5663-001-5170-0	
17- 4	1873573	SEAL, VALVE STEM	6	6	6	5663-016-4900-0	
17- 5	1875739	WASHER, SEAL	2	2	2	5651-661-1200-0	
17- 6	1873699	WASHER, SEAL	1	1	1	5651-661-1400-0	
17- 7	1873570	GASKET, CYL HEAD	1	1		5650-040-8451-0	
17- 7-1	1873511	GASKET, CYL HEAD			1	5650-040-8452-0	
17- 8	1873519	GASKET, ROCKER COVER	1	1	1	5650-040-8501-0	
17- 9	1873516	SEAL, OIL	2	2	2	5663-000-5230-0	
17-10	1873484	GASKET, GEAR CASE	1	1	1	5650-040-8236-0	
17-11	1873479	GASKET, OIL PAN	1	1	1	5650-040-8321-0	
17-12	1873745	GASKET, MANIFOLD	1	1	1	5650-040-8551-0	
17-13	1873747	GASKET, INLET PIPE	1	1	1	5650-040-8566-0	
17-14	1873749	GASKET, EXH MANIFOLD	1	1	1	5650-040-8576-0	
17-15	1873743	GASKET	1	1	1	5650-040-8580-0	
17-16	1873450	SEAL, SIDE	1	1	1	5650-040-6228-0	
17-17	1873452	SEAL, OIL	1	1	1	5650-040-6242-0	
17-18	1873671	GASKET, COVER	1	1	1	5650-040-9151-0	
17-19	1873827	GASKET, OIL PUMP BODY	1	1	1	5650-040-7124-0	
17-20	1873681	GASKET	1	1	1	5650-040-7137-0	
17-21	1873686	O-RING	1	1	1	5650-040-7145-0	
17-22	1873735	GASKET, WATER PUMP	1	1	1	5650-040-7422-0	
17-23	1873460	GASKET, OIL SEAL	1	1	1	5650-040-8205-0	
17-24	1873473	GASKET, R. PLATE	1	1	1	5650-040-8216-0	
17-25	1873462	GASKET, F. PLATE	1	1	1	5650-040-8226-0	
17-26	1873589	SHIM, ADJ/0.2t	1	1	1	5650-040-9040-0	
	1873590	SHIM, ADJ/0.3t	1	1	1	5650-040-9041-0	
	1873591	SHIM, ADJ/0.4t	1	1	1	5650-040-9042-0	
	1873595	SHIM, ADJ/0.8t	1	1	1	5650-040-9046-0	
17-27	1873626	WASHER	1	1	1	5650-050-0114-0	
17-28	1875722	GASKET, DEL VALVE	3	3	3	5650-050-0336-0	
17-29	1875730	O-RING	3	3	3	5650-050-0438-0	
17-30	1875861	GASKET, NOZZLE HOLDER	3	3	3	5666-515-4300-0	
17-31	1863587	O-RING, VALVE	1	1	1	5650-040-4874-0	
17-32	1863592	O-RING, FILTER CUP	1	1	1	5650-040-4878-0	
17-33	1863594	O-RING, ELEMENT	1	1	1	5650-040-4881-0	
17-34	1863595	PACKING	2	2	2	5650-040-4884-0	
17-35	1873692	O-RING, B	1	1	1	5663-701-7880-0	
17-36	1875866	GASKET, PUMP COVER	1	1	1	5650-040-1206-0	
17-37	1873489	SEAL, OIL	1	1	1	5669-413-3900-0	
17-38	1873841	GASKET, HOUSING	1	1	1	5650-040-9235-0	
17-39	1873677	O-RING/7	1	1	1	5660-052-0002-0	
17-40	1873694	O-RING/18	1	1	1	5660-052-0012-0	

Fig. 18

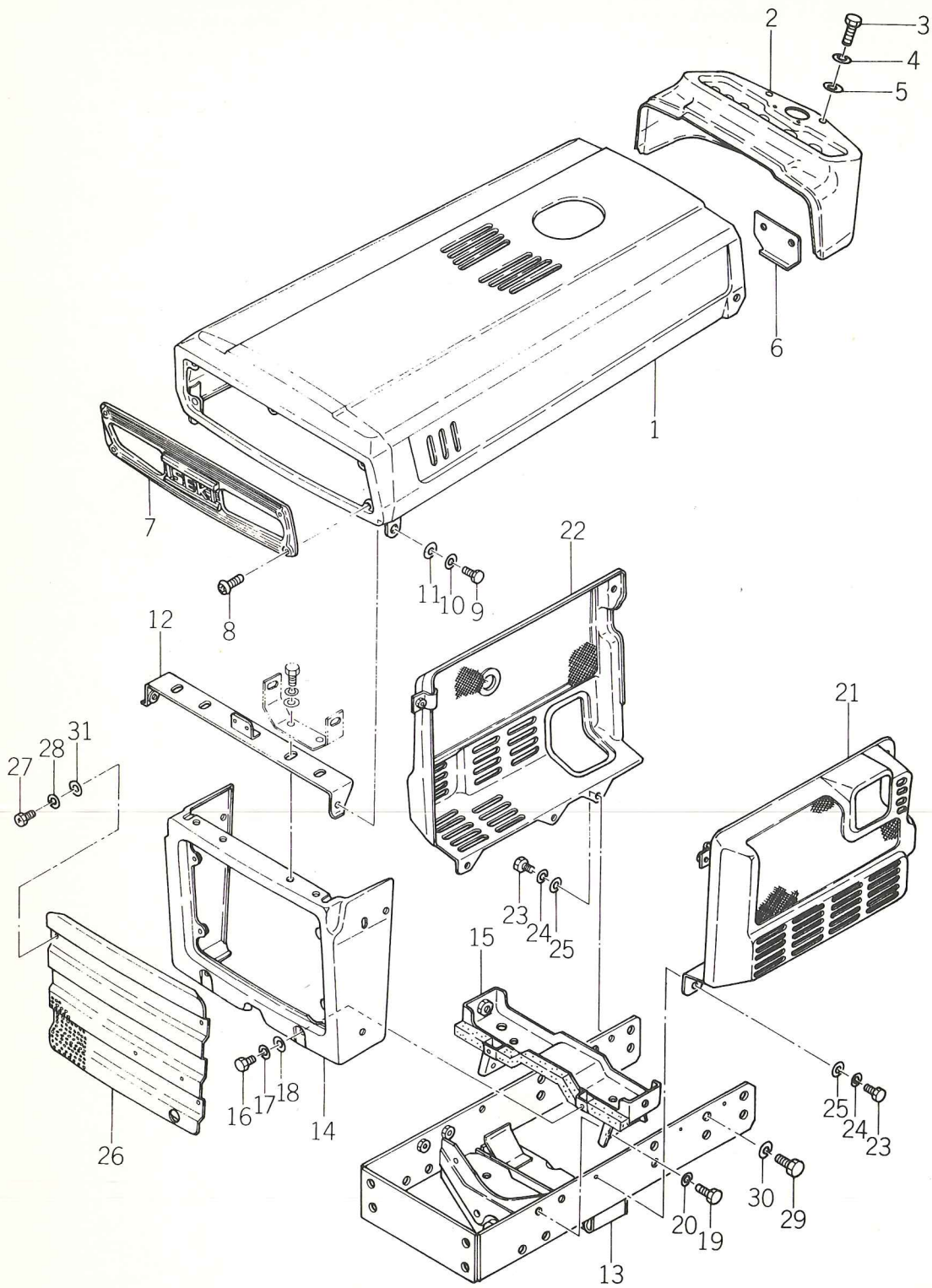
AIR CLEANER AND RADIATOR SYSTEM



Ref No.		Description	Model & Q'ty			ISEKI Parts No.	Remarks
			1502 T	1504 F	1704 F		
18- 1	1873844	RADIATOR ASSY	1	1	1	1434-101-2100-0	
18- 2	1873845	•CAP	1	1	1	1434-101-2120-0	
18- 3	1873846	•PIPE	1	1	1	1434-101-2130-0	
18- 4	1873847	•COCK ,WATER	1	1	1	1434-101-2160-0	
18- 5	1873848	•GUARD ,FAN	1	1	1	1434-101-2140-0	
18- 6	1873849	•PROTECTOR ,FAN	1	1	1	1434-101-2150-0	
18- 7	1871487	•SPRING SET	2	2	2	1427-101-0060-0	
18- 8	1873850	•BOLT/M6×14	4	4	4	V20026-060140	
18- 9	BUY LOC.	•WASHER ,SP/M6	4	4	4	V40116-000600	
18-10	BUY LOC.	•WASHER/M6	4	4	4	V41316-000600	
18-11	1871488	CUSHION ,RADIATOR	4	4	4	1427-101-0070-0	
18-12	1860414	WASHER/M8	2	2	2	V41316-000800	
18-13	1860219	BOLT/M8×35	2	2	2	V20126-080350	
18-14	1873854	HOSE ,LW/RUBBER	1	1	1	1434-101-0010-0	
18-15	1873855	HOSE ,UP/RUBBER	1	1	1	1434-101-0020-0	
18-16	1871490	CLAMP/35	2	2	2	1427-101-0110-0	
18-17	1871491	CLAMP/42	2	2	2	1427-101-0120-0	
18-18	1873856	PLATE ,HEATPROOF	1	1	1	1434-101-2800-0	
18-19	1860201	BOLT/M6×12	2	2	2	V20026-060120	
18-20	BUY LOC.	WASHER ,SP/M6	2	2	2	V40116-000600	
18-21	1873859	HOSE ,A/RUBBER	1	1	1	1434-101-0031-0	
18-22	1873860	HOSE ,B/RUBBER	1	1	1	1434-101-0041-0	
18-23	1871499	CLAMP/48	1	1	1	1427-101-0220-0	
18-24	1873861	CLAMP/53	2	2	2	1427-101-0280-0	
18-25	1873862	CLEANER ,AIR ASSY	1	1	1	1434-102-2100-0	
18-26	1873858	•PAN ,DUST ASSY	1	1	1	1434-101-2720-0	
18-27	1873863	•BAFFLE ASSY	1	1	1	1427-101-2830-0	
18-28	1873864	•BOLT ,WING	1	1	1	1434-101-2730-0	
18-29	1873865	•WASHER ,SEAL	1	1	1	1427-101-2860-0	
18-30	1872002	•ELEMENT	1	1	1	1427-101-2840-0	
18-31	1873866	•GASKET	1	1	1	1427-101-2880-0	
18-32	1873867	•MARK ,HANDLING	1	1	1	1427-101-2870-0	
18-33	1873868	STAY ,AIR CLEANER	1	1	1	1434-602-2200-0	
18-34	1873869	BAND ,AIR CLEANER	1	1	1	1434-602-0020-0	
18-35	1860403	WASHER ,SP/M8	3	3	3	V40116-000800	
18-36	1860219	BOLT/M8×35	1	3	1	V20126-080350	
18-37	1860414	WASHER/M8	1	1	1	V413-160-0080-0	
18-38	1860304	NUT/M8	1	1	1	V300-260-0080-0	
18-39	1860214	BOLT/M8×16	1	1	1	V20126-080160	



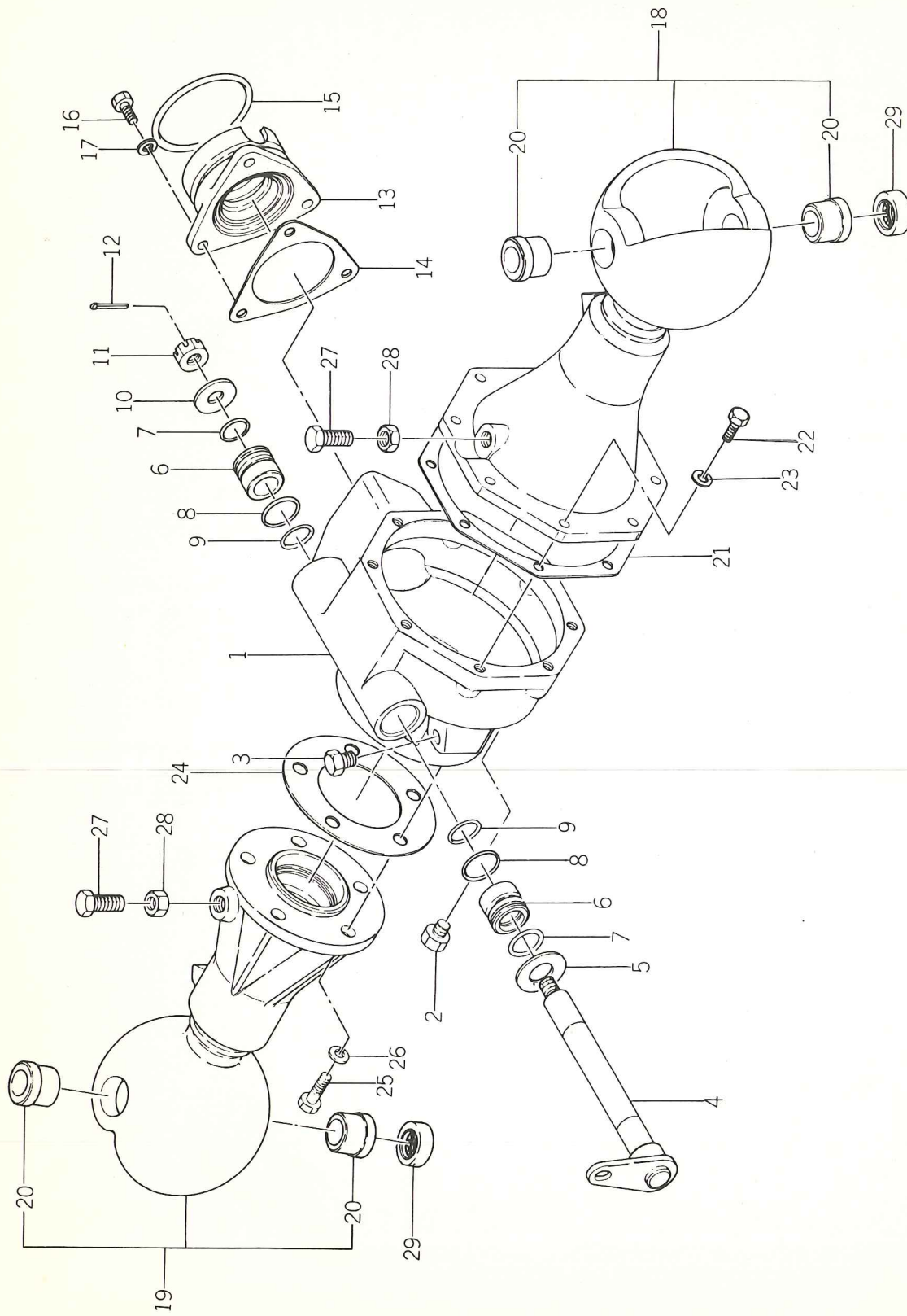
Ref No.		Description	Model & Q'ty			ISEKI Parts No.	Remarks
			1502	1504	1704		
			T	F	F		
19- 1	1873873	MUFFLER	1	1	1	1434-101-2300-0	
19- 2	1873874	PIPE, TAIL	1	1	1	1434-101-2400-0	
19- 3	1873875	COVER, MUFFLER	1	1	1	1434-101-2500-0	
19- 4	1873876	COVER, EXH PIPE	1	1	1	1434-101-0060-0	
19- 5	1873877	COVER, TAIL PIPE	1	1	1	1434-101-2600-0	
19- 6	1860212	BOLT/M8×12	10	10	10	V20126-080120	
19- 7	1860403	WASHER, SP/M8	10	10	10	V40116-000800	
19- 8	1860414	WASHER/M8	10	10	10	V41316-000800	
19- 9	1873879	CLAMP/32	1	1	1	1434-101-0070-0	
19-10	1873880	BOLT/M8×65	1	1	1	V20126-080650	
19-11	1860414	WASHER/M8	2	2	2	V41316-000800	
19-12	1860403	WASHER, SP/M8	1	1	1	V40116-000800	
19-13	1860304	NUT/M8	1	1	1	V30026-000800	
19-14	1873882	PIPE, TAIL ASSY	1	1	1	1434-915-2000-0	★
19-15	1873883	• PIPE, TAIL	1	1	1	1434-915-2100-0	★
19-16	1873884	• COVER, TAIL PIPE	1	1	1	1434-915-2200-0	★
19-17	1860212	• BOLT/M8×12	2	2	2	V20126-080120	★
19-18	1860403	• WASHER, SP/M8	2	2	2	V40116-000800	★



Ref No.		Description	Model & Q'ty			ISEKI Parts No.	Remarks
			1502 T	1504 F	1704 F		
20- 1	1873886	BONNET		1	1	1434-601-2500-0	
20- 2	1873887	PANEL ,METER		1	1	1434-603-0030-8	
20- 3	1860214	BOLT/M8×16		4	4	V20126-080160	
20- 4	1860403	WASHER ,SP/M8		4	4	V40116-000800	
20- 5	1860414	WASHER/M8		4	4	V41316-000800	
20- 6	1873888	COVER ,REGULATOR		1	1	1434-603-2000-0	
20- 7	1873889	GRILLE ,LIGHT		1	1	1427-604-0011-0	
20- 8	1860102	SCREW/M6×16		5	5	V11216-600160	
20- 9	1873891	BOLT ,HINGE		2	2	1434-601-0010-0	
20-10	1871824	WASHER/15×24×2		2	2	1427-601-0030-0	
20-11	1871823	CUSHION/RUBBER		2	2	1427-601-0020-0	
20-12	1873892	PLATE ,HINGE		1	1	1434-601-2200-0	
20-13	1873893	FRAME , F .		1	1	1434-402-2100-0	
20-14	1873894	COVER ,UNDER		1	1	1434-601-2600-0	
20-15	1873895	SUPPORT , BONNET		1	1	1434-602-2400-0	
20-16	1860214	BOLT/M8×16		8	8	V20126-080160	
20-17	1860403	WASHER ,SP/M8		8	8	V40116-000800	
20-18	1860414	WASHER/M8		8	8	V41316-000800	
20-19	1860251	BOLT/M10×25		4	4	V201-261-0025-0	
20-20	1860404	WASHER ,SP/M10		4	4	V40116-001000	
20-21	1873897	COVER ,SIDE LH		1	1	1434-601-2301-0	
20-22	1873898	COVER ,SIDE RH		1	1	1434-601-2400-0	
20-23	1860214	BOLT/M8×16		10	10	V20126-080160	
20-24	1860403	WASHER ,SP/M8		10	10	V40116-000800	
20-25	1860414	WASHER/M8		10	10	V41316-000800	
20-26	1873899	GRILLE		1	1	1434-601-0020-0	
20-27	1871826	BOLT/M6×12		4	4	1427-601-0050-0	
20-28	BUY LOC.	WASHER ,SP/M6		4	4	V40116-000600	
20-29	1860241	BOLT/M12×30 9T		12	12	V20346-120300	
20-30	BUY LOC.	WASHER ,SP/M12		12	12	V40116-001200	
20-31	BUY LOC.	WASHER/M6		4	4	V41316-000600	

Fig. 21

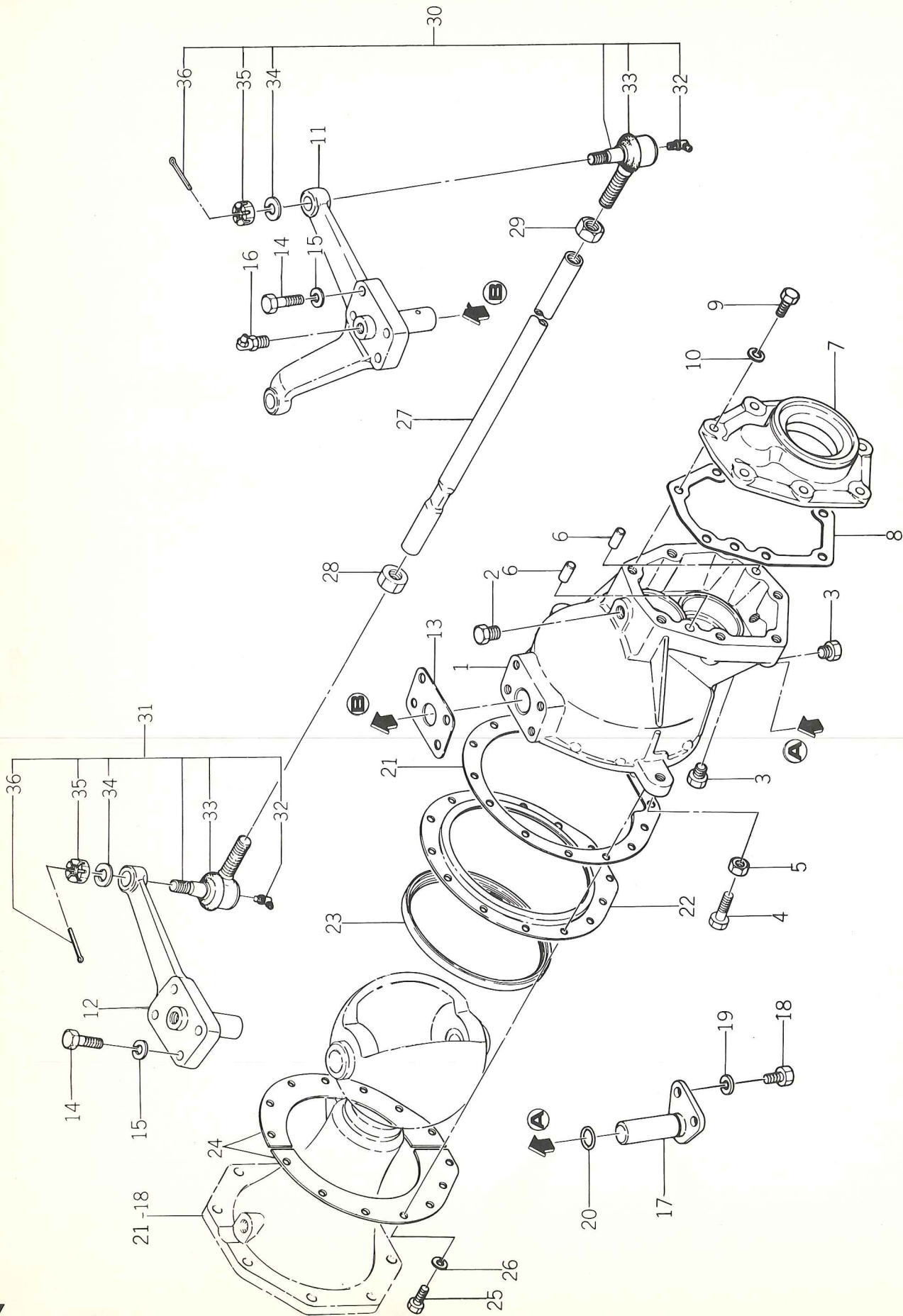
FRONT AXLE CASE SYSTEM (4WD)



Ref No.		Description	Model & Q'ty			ISEKI Parts No.	Remarks
			1502 T	1504 F	1704 F		
21- 1	1873901	CASE, BEVEL		1	1	1427-431-0012-0	
21- 2	1877902	PLUG, DRAIN		1	1	7955-201-0260-0	
21- 3	1871309	PLUG, DRAIN		1	1	1326-706-0020-0	
21- 4	1871727	PIVOT, CENTER		1	1	1427-431-2000-0	
21- 5	1860412	WASHER/M20		1	1	V41116-002000	
21- 6	1873902	BUSH/20×30×26		2	2	1434-431-0020-0	
21- 7	1873903	O-RING/S20		2	2	1434-431-0030-0	
21- 8	1873904	O-RING/S26		2	2	1434-431-0050-0	
21- 9	1873905	O-RING/S22		2	2	1434-431-0040-0	
21-10	1871718	WASHER/13×32×3		1	1	1427-431-0030-0	
21-11	1860316	NUT, SLOTTED/M12		1	1	V32116-001200	
21-12	1860507	PIN, SPLIT/3×25		1	1	V50015-300250	
21-13	1873906	METAL, PINION		1	1	1427-431-0060-0	
21-14	1871721	PACKING, METAL		1	1	1427-431-0070-0	
21-15	1860724	O-RING/P71		1	1	V72010-570710	
21-16	1860217	BOLT/M8×25		3	3	V20126-080250	
21-17	1860403	WASHER, SP/M8		3	3	V40116-000800	
21-18	1871737	HOUSING, AXLE LH SET		1	1	1427-432-2000-0	
21-19	1871739	HOUSING, AXLE RH SET		1	1	1427-432-2100-0	
21-20	1871742	•BUSH, KING PIN		4	4	1427-432-0140-0	
21-21	1871738	PACKING, HOUSING LH		1	1	1427-432-0090-0	
21-22	1860217	BOLT/M8×25		8	8	V20126-080250	
21-23	1860403	WASHER, SP/M8		8	8	V40116-000800	
21-24	1871740	PACKING, HOUSING RH		1	1	1427-432-0120-0	
21-25	1873908	BOLT/M10×30		5	5	V20146-100300	
21-26	1860409	WASHER, SP/M10		5	5	V40126-001000	
21-27	1871741	BOLT/M12		2	2	1427-432-0130-0	
21-28	1860311	NUT/M12		2	2	V30226-001200	
21-29	1871758	BEARING, TB/TAG20Z-1		2	2	1427-433-0150-0	

Fig. 22

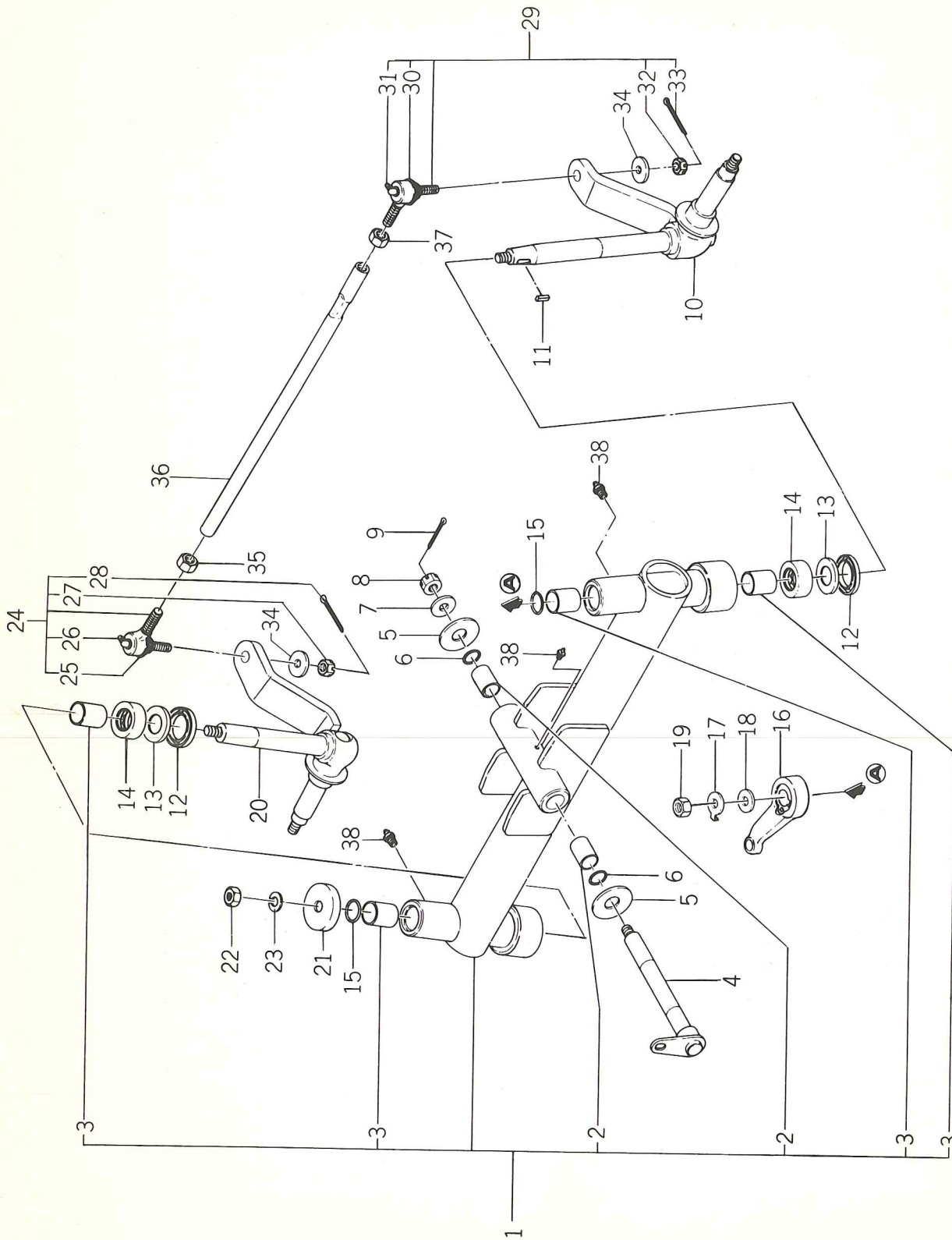
FRONT AXLE CASE AND KNUCKLE ARM SYSTEM
(4WD)



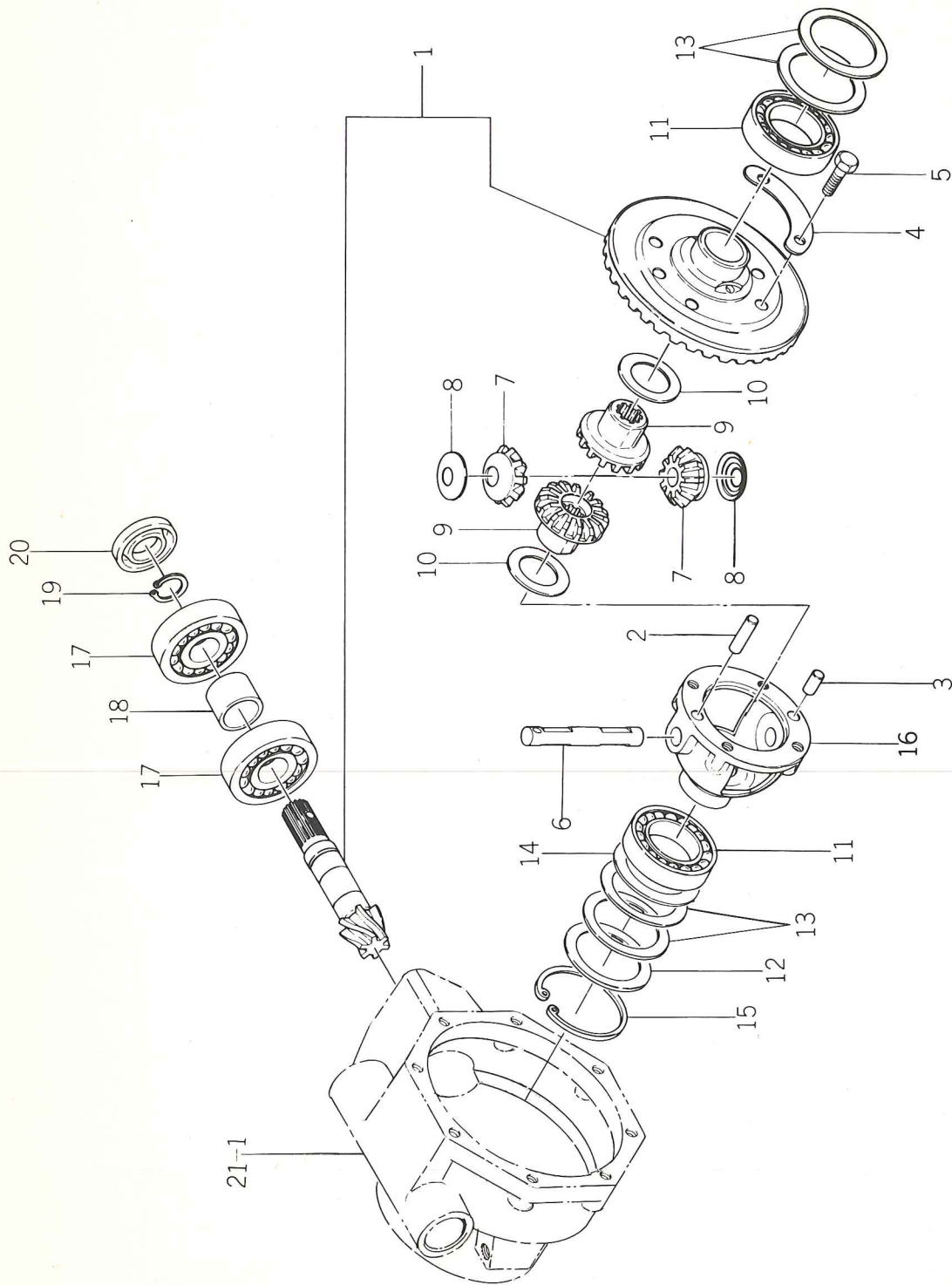
Ref No.		Description	Model & Q'ty			ISEKI Parts No.	Remarks
			1502 T	1504 F	1704 F		
22- 1	1871745	CASE, F. GEAR		2	2	1427-433-0010-0	
22- 2	1877902	PLUG, DRAIN		2	2	7955-201-0260-0	
22- 3	1871309	PLUG, DRAIN		4	4	1326-706-0020-0	
22- 4	1871746	BOLT/M10		2	2	1427-433-0020-0	
22- 5	1860314	NUT/M10		2	2	V30526-001000	
22- 6	1860512	PIN, B/8x16		4	4	V52110-080160	
22- 7	1871751	METAL, WHEEL		2	2	1427-433-0070-0	
22- 8	1871752	PACKING, METAL		2	2	1427-433-0080-0	
22- 9	1860218	BOLT/M8x30	14		14	V20126-080300	
22-10	1860403	WASHER, SP/M8	14		14	V40116-000800	
22-11	1871768	ARM, KNUCKLE LH		1	1	1427-433-2100-0	
22-12	1871769	ARM, KNUCKLE RH		1	1	1427-433-2200-0	
22-13	1871756	PACKING, KNUCKLE ARM		2	2	1427-433-0130-0	
22-14	1860236	BOLT/M8x35		8	8	V20146-080350	
22-15	1860403	WASHER, SP/M8		8	8	V40116-000800	
22-16	1860736	NIPPLE, GREASE/1/8		2	2	V76140-000000	
22-17	1871770	PIN, KING B		2	2	1427-433-2300-0	
22-18	1860214	BOLT/M8x16		4	4	V20126-080160	
22-19	1860403	WASHER, SP/M8		4	4	V40116-000800	
22-20	1871757	O-RING/S18		2	2	1427-433-0140-0	
22-21	1871759	PACKING, SET PLATE		2	2	1427-433-0160-0	
22-22	1871760	PLATE, SEAL SET A		2	2	1427-433-0170-0	
22-23	1871761	SEAL/134		2	2	1427-433-0180-0	
22-24	1871762	PLATE, SEAL SET B		4	4	1427-433-0190-0	
22-25	1860202	BOLT/M6x16	28		28	V20026-060160	
22-26	BUY LOC.	WASHER, SP/M6	28		28	V40116-000600	
22-27	1871763	ROD, TIE		1	1	1427-433-0210-0	
22-28	1871764	NUT/M12		1	1	1427-433-0220-0	
22-29	1871765	NUT, LH THREAD/M12		1	1	1427-433-0230-0	
22-30	1871771	END, TIE ROD LH ASSY		1	1	1427-433-2400-0	
22-31	1871772	END, TIE ROD RH ASSY		1	1	1427-433-2500-0	
22-32	1871420	•NIPPLE, GREASE		2	2	1404-402-0050-0	
22-33	1871766	•COVER, DUST		2	2	1427-433-0250-0	
22-34	1860404	•WASHER, SP/M10		2	2	V40116-001000	
22-35	1860317	•NUT, SLOTTED/M10		2	2	V32126-001000	
22-36	1860505	•PIN, SPLIT/25x25		2	2	V50015-250250	

Fig. 23

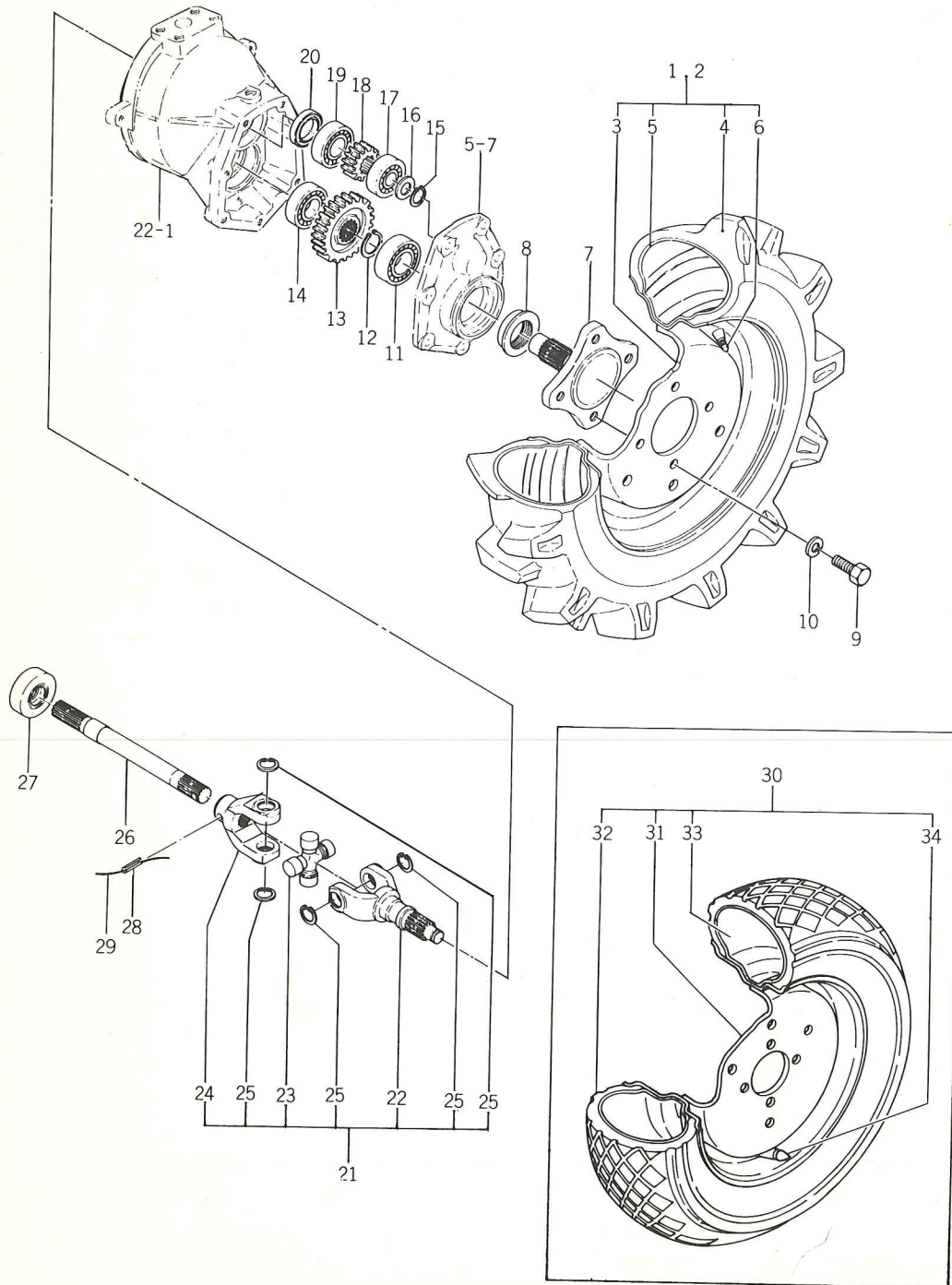
FRONT AXLE SYSTEM (2WD)



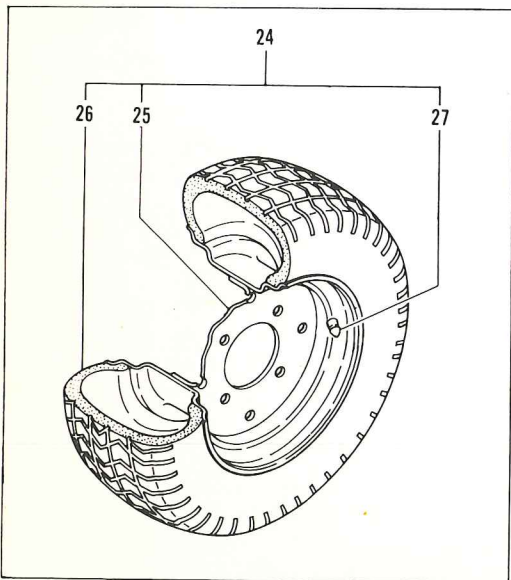
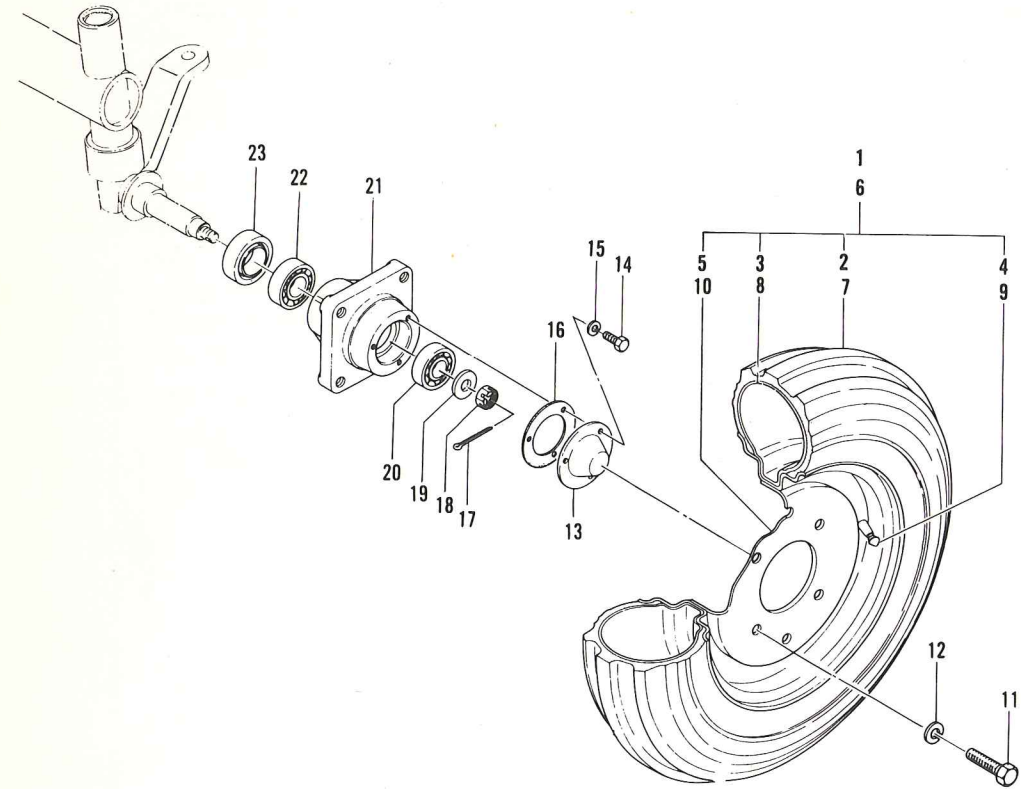
Ref No.		Description	Model & Q'ty			ISEKI Parts No.	Remarks
			1502 T	1504 F	1704 F		
23- 1	1873918	AXLE, F. SET	1			1427-401-2100-0	
23- 2	1871704	• BUSH/20×24×30	2			1427-401-0010-0	
23- 3	1871434	• BUSH/25×29×30	4			1411-401-0010-0	
23- 4	1871727	PIVOT, CENTER	1			1427-431-2000-0	
23- 5	1860412	WASHER/M20	2			V41116-002000	
23- 6	1860725	O-RING/P20	2			V72010-240200	
23- 7	1871718	WASHER/13×32×3	1			1427-431-0030-0	
23- 8	1860316	NUT, SLOTTED/M12	1			V32116-001200	
23- 9	1860507	PIN, SPLIT/3×25	1			V50015-300250	
23-10	1873920	SPINDLE, KNUCKLE LH	1			1427-403-2200-0	
23-11	1871310	KEY, ROTARY TOP SHAFT	1			1326-708-0050-0	
23-12	1860929	SEAL, OIL/TC34488	2			V74413-448080	
23-13	1871461	COLLAR/25×42×4	2			1419-403-0010-0	
23-14	1871444	BEARING, TB/27TAG801	2			1414-403-0040-0	
23-15	1860928	O-RING/P25	2			V72010-350250	
23-16	1873922	ARM, DRAG	1			1427-403-0031-0	
23-17	1862528	WASHER, LOCK/M12	1			1421-403-0070-0	
23-18	1862526	WASHER/13×35×5	1			1421-403-0080-0	
23-19	1873923	NUT/M12	1			V30026-001200	
23-20	1873924	SPINDLE, KNUCKLE RH	1			1427-403-2300-0	
23-21	1871443	COVER, SPINDLE	1			1414-403-0030-0	
23-22	1860306	NUT/M12	1			V30026-001200	
23-23	1860927	WASHER, SP/M12	1			V40126-001200	
23-24	1871772	END, TIE ROD RH ASSY	1			1427-433-2500-0	
23-25	1871766	• COVER, DUST	1			1427-433-0250-0	
23-26	1871420	• NIPPLE, GREASE	1			1404-402-0050-0	
23-27	1860317	• NUT, SLOTTED/M10	1			V32126-001000	
23-28	1860505	• PIN, SPLIT/25×25	1			V50015-250250	
23-29	1871771	END, TIE ROD LH ASSY	1			1427-433-2400-0	
23-30	1871766	• COVER, DUST	1			1427-433-0250-0	
23-31	1871420	• NIPPLE, GREASE	1			1404-402-0050-0	
23-32	1860317	• NUT, SLOTTED/M10	1			V32126-001000	
23-33	1860505	• PIN, SPLIT/25×25	1			V50015-250250	
23-34	1860415	WASHER/M10	2			V41316-001000	
23-35	1871765	NUT, LH THREAD/M12	1			1427-433-0230-0	
23-36	1871708	ROD, TIE	1			1427-403-0020-0	
23-37	1871764	NUT/M12	1			1427-433-0220-0	
23-38	1860736	NIPPLE, GREASE	3			V76140-000000	



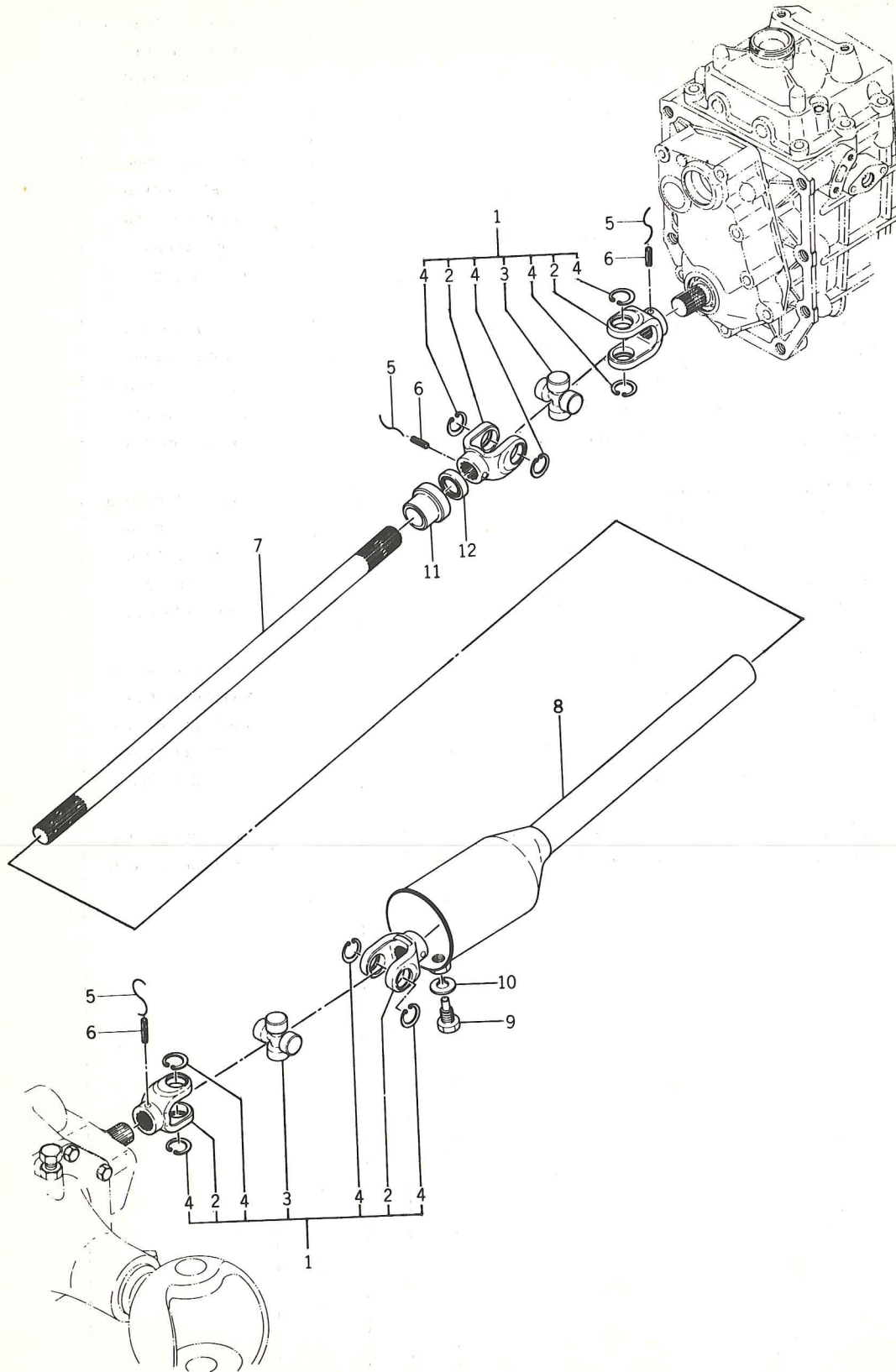
Ref No.		Description	Model & Q'ty			ISEKI Parts No.	Remarks
			1502 T	1504 F	1704 F		
24- 1	1871481	GEAR,DRIVE SET/6T		1	1	1427-043-2000-0	
24- 2	1860513	PIN,B/8×30		1	1	V52110-080300	
24- 3	1862867	PIN,B/8×16		1	1	V52110-080160	
24- 4	1871650	WASHER, LOCK		2	2	1427-301-0080-0	
24- 5	1860235	BOLT/M8×25 9T		4	4	V20146-080250	
24- 6	1871645	SHAFT,DIFF-PINION		1	1	1427-301-0030-0	
24- 7	1871732	PINION,DIFF/11T		2	2	1427-432-0030-0	
24- 8	1871647	COLLAR,PINION THRUST		2	2	1427-301-0050-0	
24- 9	1871733	GEAR,DIFF SIDE/15T		2	2	1427-432-0040-0	
24-10	1871734	COLLAR, THRUST		2	2	1427-432-0050-0	
24-11	1860602	BEARING,RB/6008		2	2	V60011-060080-0	
24-12	1871735	SHIM,A/T=0.5		AR	AR	1427-432-0060-0	
24-13	1871736	SHIM,B/T=0.198		AR	AR	1427-432-0070-0	
24-14	1871950	SHIM,C/T=0.1		AR	AR	1427-432-0170-0	
24-15	1860715	RING,SNAP/68		1	1	V70514-006800	
24-16	1871731	CASE,F.DIFF		1	1	1427-432-0020-0	
24-17	1871601	BEARING,RB/6305-6		2	2	1427-203-0080-0	
24-18	1871719	COLLAR/26×32×23		1	1	1427-431-0050-0	
24-19	1860706	RING,SNAP/25		1	1	V70414-002500	
24-20	1860732	SEAL,OIL/TC25478		1	1	V74412-547080	



Ref No.		Description	Model & Q'ty			ISEKI Parts No.	Remarks
			1502 T	1504 F	1704 F		
25- 1	O.I.P.	TIRE, F. LH ASSY		1	1	1427-441-2001-0	
25- 2	O.I.P.	TIRE, F. RH ASSY		1	1	1427-441-2201-0	
25- 3	1871774	•DRUM, WHEEL/300D×12DC		2	2	1427-441-2100-1	
25- 4	1873928	•TIRE/500-12 4PR		2	2	1427-441-2010-0	
25- 5	1860803	•TUBE/500-12		2	2	V88300-500120	
25- 6	1860908	•CAP, TIRE VALVE		2	2	V99930-000010	
25- 7	1871753	SHAFT, F. WHEEL		2	2	1427-433-0090-0	
25- 8	1871754	SEAL, OIL/35		2	2	1427-433-0110-0	
25- 9	1860229	BOLT/M12×20 9T		8	8	V20146-120200	
25-10	BUY LOC.	WASHER, SP/M12		8	8	V40116-001200	
25-11	1860607	BEARING, RB/6205		2	2	V60011-062050	
25-12	1860707	RING, SNAP/30		2	2	V70414-003000	
25-13	1871755	GEAR, WHEEL/25T		2	2	1427-433-0120-0	
25-14	1860608	BEARING, RB/6206		2	2	V60011-062060	
25-15	1860703	RING, SNAP/15		2	2	V70414-001500	
25-16	1871750	COLLAR/15×26×1		2	2	1427-433-0060-0	
25-17	1860606	BEARING, RB/6204		2	2	V60011-062040	
25-18	1871749	PINION, WHEEL/12T		2	2	1427-433-0050-0	
25-19	1860611	BEARING, RB/6302		2	2	V60011-063020	
25-20	1860729	SEAL, OIL/VC25405		2	2	V74212-540050	
25-21	1871767	JOINT, C ASSY		2	2	1427-433-2000-0	
25-22	1871747	•YOKE, SHAFT		2	2	1427-433-0030-0	
25-23	1871753	•JOINT, CROSS		2	2	1427-431-0090-0	
25-24	1871748	•YOKE, SPLINE C		2	2	1427-433-0040-0	
25-25	1860711	•RING, SNAP/20		8	8	V70514-002000	
25-26	1871743	SHAFT, DRIVE B		2	2	1427-432-0150-0	
25-27	1871744	SEAL, OIL/21		2	2	1427-432-0160-0	
25-28	1860520	PIN, SPRING/W 6×32		2	2	V58014-060320	
25-29	BUY LOC.	WIRE/0.9×120		2	2		
25-30	O.I.P.	TIRE, TURF F. ASSY		2	2	1427-337-2100-0	
25-31	1871699	•DRUM, WHEEL/5JA-12		2	2	1427-337-2200-1	
25-32	1860968	•TIRE, TURF/AGS6-12FD		2	2	1427-337-2110-0	
25-33	1860969	•TUBE/6-12		2	2	1427-337-2120-0	
25-34	1860908	•CAP, TIRE VALVE		2	2	V99930-000100	



Ref No.		Description	Model & Q'ty			ISEKI Parts No.	Remarks
			1502 T	1504 F	1704 F		
26- 1	O.I.P.	TIRE, F. ASSY	2			1427-411-2000-0	
26- 2	1860804	•TIRE/4.50-10 2PR	2			V888-124-5010-0	
26- 3	1860809	•TUBE/4.50-10	2			V889-004-5010-0	
26- 4	1860908	•CAP, TIRE VALVE	2			V999-300-0010-0	
26- 5	1871715	•DRUM, WHEEL/DC300D×12	2			1427-411-2100-1	
26- 6	O.I.P.	TIRE, F. ASSY				1429-411-2000-0	
26- 7	1860805	•TIRE/4.00-12 4PR				V88814-400120	
26- 8	1860808	•TUBE/4.00-12				V88900-400120	
26- 9	1860908	•CAP, TIRE VALVE				V99930-000100	
26-10	1871715	•DRUM, WHEEL/300D×12				1429-411-2100-1	
26-11	1860230	BOLT/M12×25	8			V20126-120250	
26-12	BUY LOC.	WASHER, SP/12	8			V40116-001200	
26-13	1871435	CAP, WHEEL	2			1411-411-0020-0	
26-14	1860201	BOLT/M6×12	6			V20026-060120	
26-15	BUY LOC.	WASHER, SP/M6	6			V40116-000600	
26-16	1871436	PACKING	2			1411-411-0030-0	
26-17	1860507	PIN, SPLIT/3×25	2			V50015-300250	
26-18	1860316	NUT, SLOTTED/M12	2			V32116-001200	
26-19	1871305	COLLAR, R. HITCH	2			1325-930-1050-0	
26-20	1860606	BEARING, RB/6204	2			V60011-062040	
26-21	1871439	BOSS, F. WHEEL	2			1412-411-0010-0	
26-22	1860607	BEARING, RB/6205	2			V60011-062050	
26-23	1871426	SEAL	2			1407-403-0020-0	
26-24	O.I.P.	TIRE, TURF F. ASSY	2			1427-332-2100-0	
26-25	1871695	•DRUM, WHEEL	2			1427-332-2200-1	
26-26	1861694	•TIRE, TURF/20×800-10	2			1427-332-2110-0	
26-27	1860908	•CAP, TIRE VALVE	2			V999-300-0010-0	



Ref No.		Description	Model & Q'ty			ISEKI Parts No.	Remarks
			1502 T	1504 F	1704 F		
27- 1	1871729	JOINT, B ASSY		2	2	1427-431-2200-0	
27- 2	1871724	• YOKE, SPLINE B		4	4	1427-431-0110-0	
27- 3	1871723	• JOINT, CROSS		2	2	1427-431-0090-0	
27- 4	1860711	• RING, SNAP/20		8	8	V70514-002000	
27- 5	BUY LOC.	WIRE/1.0×120		3	3		
27- 6	1860520	PIN, SPRING/6×32 W		3	3	V58014-060320	
27- 7	1871939	SHAFT, DRIVE		1	1	1429-431-0010-0	
27- 8	1871730	CASE, JOINT		1	1	1427-431-2300-0	
27- 9	1871725	BOLT, SET/M12×25		1	1	1427-431-0130-0	
27-10	BUY LOC.	WASHER, SP/M12		1	1	V40116-001200	
27-11	1871726	BUSH/21		1	1	1427-431-0140-0	
27-12	1860728	SEAL, OIL/VC20325		1	1	V74212-032050	

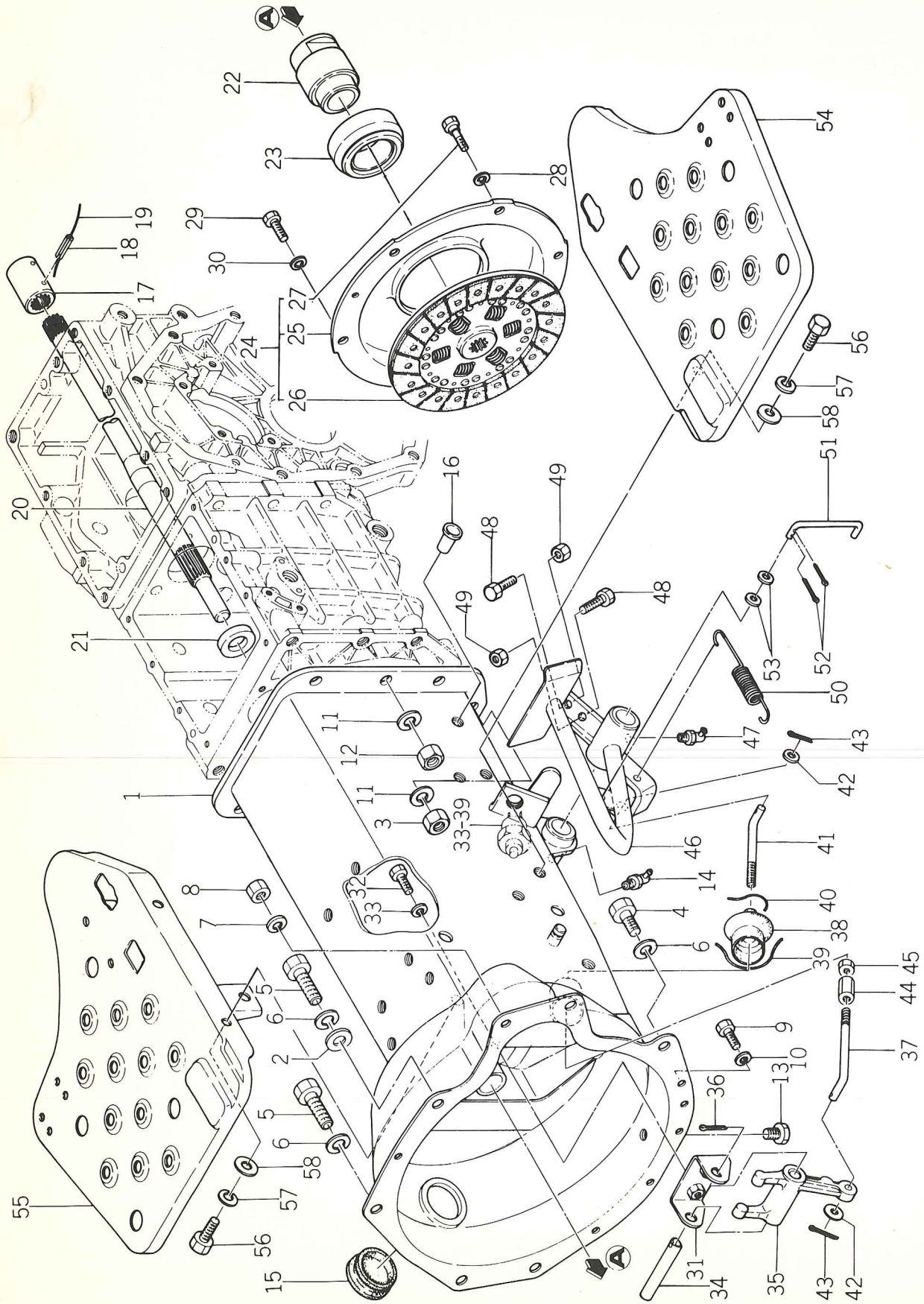
1864575

Ref No.		Description	Model & Q'ty			ISEKI Parts No.	Remarks
			1502 T	1504 F	1704 F		
28- 1	1871714	STEERING ASSY		1	1	1427-406-2000-0	
28- 2	1860924	•ARM, PITMAN		1	1	1427-406-0150-0	
28- 3	1860407	•WASHER, SP/M20		1	1	V40116-002000	
28- 4	1871712	•NUT/M20 6T		1	1	1427-406-0160-0	
28- 5	1860925	•PLUG, OIL		1	1	1427-406-0170-0	
28- 6	1860317	•NUT, SLOTTED/M10		1	1	V32126-001000	
28- 7	1862569	•PIN, SPLIT/2×25		1	1	V50015-200250	
28- 8	1873936	•COVER, TOP		1	1	1427-406-2201-0	
28- 9	1873937	•PACKING, TOP COVER		1	1	1427-406-0010-0	
28-10	1873938	•SHIM, TOP COVER		1	1	1427-406-0020-0	
28-11	1873939	•BOLT/M8×25 8T		7	7	1427-406-0031-0	
28-12	1873940	•COVER, SIDE		1	1	1427-406-0040-0	
28-13	1873941	•PACKING, SIDE COVER		1	1	1427-406-0050-0	
28-14	1860404	•WASHER, SP/M10		8	8	V401-160-0100-0	
28-15	1873942	•SHAFT, CROSS		1	1	1427-406-0060-0	
28-16	1873943	•BALL, SCREW UNIT		1	1	1427-406-2300-0	
28-17	1873944	•BEARING, BALL		1	1	1427-406-0070-0	
28-18	1873945	•BEARING, BALL		1	1	1427-406-0080-0	
28-19	1873946	•BUSH, HANDLE		1	1	1427-406-0090 0	
28-20	1873947	•SEAL, OIL/MHSA19368		1	1	1427-406-0110-0	
28-21	1873948	•WASHER/M10		1	1	V411-160-0100-0	
28-22	1873949	•NUT/M10		1	1	V331-260-0100-0	
28-23	1873950	•BOLT, ADJ		1	1	1427-406-0120-0	
28-24	1873951	•BOLT, ADJ		1	1	1427-406-0130-0	
28-25	1873952	•SEAL, OIL/MHSA26388		1	1	1427-406-0140-0	
28-26	1860237	BOLT/M10×30 9T		4	4	V20146-100300	
28-27	1860404	WASHER, SP/M10		4	4	V40116-001000	
28-28	1871468	WHEEL, STEERING ASSY		1	1	1421-400-0520-0	
28-29	1871428	•CAP, STEERING		1	1	1407-406-0020-0	
28-30	1871429	•PACKING, CAP		1	1	1407-406-0040-0	
28-31	1871937	ROD, DRAG ASSY		1	1	1429-406-2100-0	
28-32	1871713	•COVER, DUST		2	2	1427-406-0180-0	
28-33	1860317	•NUT, SLOTTED		2	2	V32126-001000	
28-34	1860505	•PIN, SPLIT/2.5×25		2	2	V50015-250250	
28-35	1860404	•WASHER, SP/M10		2	2	V40116-001000	
28-36	1871420	•NIPPLE, GREASE		2	2	1404-402-0050-0	

Ref No.		Description	Model & Q'ty			ISEKI Parts No.	Remarks
			1502 T	1504 F	1704 F		
29- 1	1873953	HOUSING, CLUTCH	1	1	1	1434-120-2000-0	
29- 2	1860416	WASHER/M12	1	1	1	V413-160-0120-0	
29- 3	1862594	NUT/M12	2	2	2	V30346-001200	
29- 4	1873955	BOLT/M12×20	4	4	4	V20326-120200	
29- 5	1860252	BOLT/M12×35	2	2	2	V20326-120350	
29- 6	BUY LOC.	WASHER, SP/M12	6	6	6	V40116-001200	
29- 7	1860404	WASHER, SP/M10	1	1	1	V40116-001000	
29- 8	1860317	NUT/M10	1	1	1	V33026-001000	
29- 9	1873958	BOLT/M8×15	4	4	4	V20126-080150	
29-10	1860403	WASHER, SP/M8	4	4	4	V40116-000800	
29-11	BUY LOC.	WASHER, SP/M12	8	8	8	V40116-001200	
29-12	1860306	NUT/M12 7T	6	6	6	V30046-001200	
29-13	1871309	PLUG, DRAIN	1	1	1	1326-706-0020-0	
29-14	1860737	NIPPLE, GREASE	1	1	1	V76340-000000	
29-15	1871519	CAP/42	1	1	1	1427-120-0010-0	
29-16	1871520	CAP, BLANK/M10	6	6	6	1427-120-0020-0	
29-17	1863520	BOSS, SPLINE	1	1	1	1434-120-0030-0	
29-18	1860518	PIN, SPRING/5×32 W	2	2	2	V58014-050320	
29-19	BUY LOC.	WIRE/1.0×100	2	2	2		
29-20	1873961	SHAFT, INPUT	1	1	1	1434-120-0020-0	
29-21	1862542	SEAL, OIL	1	1	1	V74012-035080	
29-22	1863522	SLEEVE	1	1	1	1434-120-0010-0	40TMK20B1
29-23	1871457	BEARING, RELEASE	1	1	1	1416-120-0040-0	
29-24	1871534	CLUTCH ASSY	1	1	1	1427-120-2300-0	
29-25	1871535	•COVER, CLUTCH ASSY	1	1	1	1427-120-2400-0	
29-26	1871536	•DISK, CLUTCH	1	1	1	1427-120-2500-0	
29-27	1871531	•BOLT, REAMER/M8	2	2	2	1427-120-0160-0	
29-28	1860404	WASHER, SP/M10	2	2	2	V40116-001000	
29-29	1860216	BOLT/M8×20	4	4	4	V20126-080200	
29-30	1860403	WASHER, SP/M8	4	4	4	V40116-000800	
29-31	1873964	BRACKET, YOKE	1	1	1	1434-122-2200-0	
29-32	1860214	BOLT/M8×16	2	2	2	V20126-080160	
29-33	1860403	WASHER, SP/M8	2	2	2	V40116-000800	
29-34	1863532	PIN, YOKE	1	1	1	1434-122-0020-0	
29-35	1863531	YOKE	1	1	1	1436-122-0010-0	
29-36	1860509	PIN, SPLIT/3×18	1	1	1	V50015-300180	
29-37	1873965	ROD, CLUTCH A	1	1	1	1434-122-0070-0	
29-38	1863527	BOOTS	1	1	1	1434-122-0050-0	
29-39	BUY LOC.	WIRE/1.0×250	1	1	1		
29-40	BUY LOC.	WIRE/1.0×70	1	1	1		
29-41	1873966	ROD, CLUTCH B	1	1	1	1434-122-0031-0	
29-42	1860414	WASHER/M8	2	2	2	V41316-000800	
29-43	1860509	PIN, SPLIT/3×18	2	2	2	V50015-300180	
29-44	1873967	TURNBUCKLE	1	1	1	1421-122-0030-0	
29-45	1873881	NUT/M8	1	1	1	V300-260-0080-0	

Fig. 29

CLUTCH HOUSING AND CLUTCH PEDAL SYSTEM

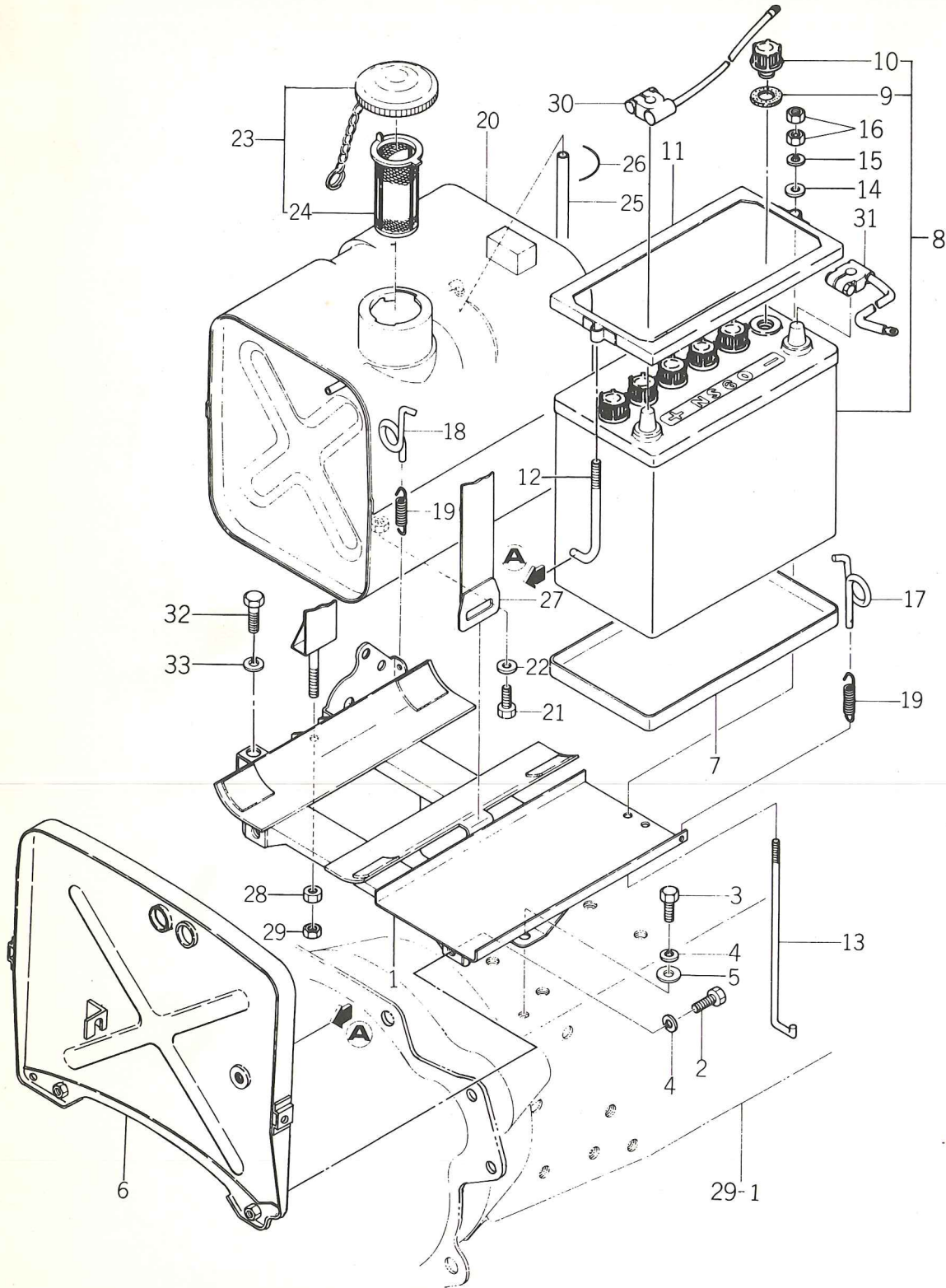


Ref No.		Description	Model & Q'ty			ISEKI Parts No.	Remarks
			1502 T	1504 F	1704 F		
29-46	1873968	PEDAL, CLUTCH	1	1	1	1434-122-2000-0	
29-47	1860737	NIPPLE, GGREASE	1	1	1	V76340-000000	
29-48	1860216	BOLT/M8×20	2	2	2	V20126-080200	
29-49	1860310	NUT/M8	2	2	2	V30226-000800	
29-50	1873971	SPRING, TENSION	1	1	1	1434-122-0040-0	
29-51	1873972	ROD, CUT-OFF	1	1	1	1434-122-0060-0	
29-52	1860502	PIN, SPLIT/2×18	2	2	2	V50015-200180	
29-53	BUY LOC.	WASHER/M6	2	2	2	V41316-000600	
29-54	1873973	STEP, LH	1	1	1	1434-616-2000-0	
29-55	1873974	STEP, RH	1	1	1	1434-616-2200-0	
29-56	1860225	BOLT/M10×20	6	6	6	V20126-100200	
29-57	1860404	WASHER, SP/M10	6	6	6	V40116-001000	
29-58	1860415	WASHER/M10	6	6	6	V41316-001000	

Ref No.		Description	Model & Q'ty			ISEKI Parts No.	Remarks
			1502 T	1504 F	1704 F		
30- 1	1873976	PEDAL, BRAKE LH	1	1	1	1434-312-2100-0	
30- 2	1871681	PIN, GROOVED	1	1	1	1427-312-0010-0	
30- 3	1873977	PEDAL, BRAKE RH	1	1	1	1434-312-2200-0	
30- 4	1860737	NIPPLE, GREASE	2	2	2	V76340-000000	
30- 5	1873978	ROD, BRAKE	2	2	2	1434-312-2300-0	
30- 6	1871401	NUT, LH THREAD/M8	2	2	2	1401-122-0050-0	
30- 7	1860310	NUT/M8	2	2	2	V30226-000800	
30- 8	1871452	YOKE, LH	2	2	2	1415-312-5000-0	
30- 9	1871453	YOKE, RH	2	2	2	1415-312-6000-0	
30-10	1871419	PIN, YOKE A	2	2	2	1404-312-0060-0	
30-11	1860414	WASHER/M8	2	2	2	V41316-000800	
30-12	1860502	PIN, SPLIT/2×18	2	2	2	V50015-200180	
30-13	1871418	PIN, YOKE B	2	2	2	1404-312-0050-0	
30-14	1860414	WASHER/M8	2	2	2	V41316-000800	
30-15	1860502	PIN, SPLIT/2×18	2	2	2	V50015-200180	
30-16	1871412	SPRING, PARKING BRAKE	2	2	2	1403-312-0030-0	
30-17	1873980	STOPPER, PARKING	1	1	1	1434-312-2400-0	
30-18	1871682	SPRING, TORQUE/20	1	1	1	1427-312-0020-0	
30-19	1860226	BOLT/M10×35	1	1	1	V20126-100350	
30-20	1860305	NUT/M10	1	1	1	V30026-001000	
30-21	1871660	ARM, DIFF-LOCK	1	1	1	1427-301-0190-0	
30-22	1873983	CLAMP, HARNESS	1	1	1	1434-312-0010-0	
30-23	1873984	ROD, PULL	1	1	1	1434-301-2100-0	
30-24	1873985	PEDAL, DIFF-LOCK	1	1	1	1434-301-2000-0	
30-25	1871661	SPRING, TENSION/121	1	1	1	1427-301-0210-0	
30-26	1860503	PIN, SPLIT/2.5×18	2	2	2	V50015-250180	
30-27	1873986	SHAFT, BRAKE	1	1	1	1434-312-2000-0	
30-28	1860705	RING, SNAP/22	1	1	1	V704-140-0220-0	
30-29	1873988	PLATE, PEDAL SET	1	1	1	1434-301-2200-0	
30-30	BUY LOC.	WASHER/M16	1	1	1	V413-160-0160-0	
30-31	1860510	PIN, SPLIT/4×25	1	1	1	V500-154-0025-0	

Fig. 31

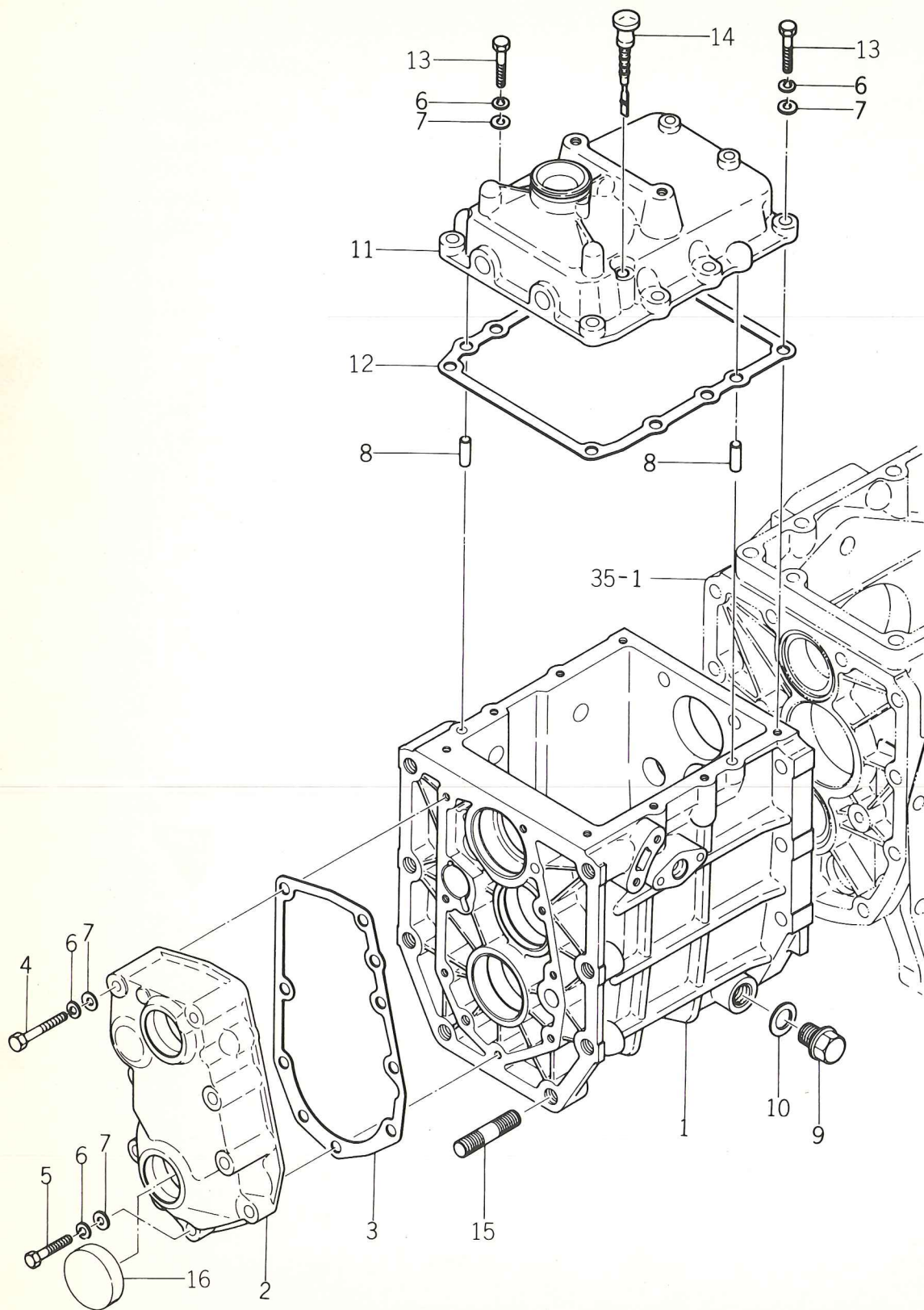
FUEL TANK, BATTERY AND THROTTLE LEVER SYSTEM



Ref No.		Description	Model & Q'ty			ISEKI Parts No.	Remarks
			1502 T	1504 F	1704 F		
31- 1	1873990	BASE, TANK	1	1	1	1434-111-2000-0	
31- 2	1863813	BOLT/M10×30	2	2	2	V20126-100300	
31- 3	1860225	BOLT/M10×20	2	2	2	V20126-100200	
31- 4	1860404	WASHER, SP/M10	4	4	4	V40116-001000	
31- 5	1860415	WASHER/M10	2	2	2	V41316-001000	
31- 6	1873991	PLATE, STOP	1	1	1	1434-111-2100-0	
31- 7	1871856	CASE, BATTERY	1	1	1	1427-621-0050-0	
31- 8	1873992	BATTERY ASSY/NS60P	1	1	1	1434-621-2100-0	
31- 9	1871475	•PACKING	6	6	6	1421-621-0020-0	
31-10	1860913	•CAP, BATTERY	6	6	6	1427-621-0020-0	
31-11	1871872	PLATE, BATTERY SET	1	1	1	1427-621-2100-0	
31-12	1871855	BOLT, BATTERY SET B	1	1	1	1427-621-0040-0	
31-13	1871854	BOLT, BATTERY SET A	1	1	1	1427-621-0030-0	
31-14	BUY LOC.	WASHER/M6	2	2	2	V41316-000600	
31-15	BUY LOC.	WASHER, SP/M6	2	2	2	V40116-000600	
31-16	1860303	NUT/M6	4	4	4	V30026-000600	
31-17	1871834	HOOK, LH	1	1	1	1427-602-0010-0	
31-18	1871835	HOOK, RH	1	1	1	1427-602-0020-0	
31-19	1871836	SPRING, TENSION/55	2	2	2	1427-602-0030-0	
31-20	1871511	TANK, FUEL	1	1	1	1427-111-2000-0	
31-21	1860208	BOLT/M8×12	1	1	1	V20026-080120	
31-22	1871424	WASHER/8×12×2	1	1	1	1407-111-0010-0	
31-23	1862689	CAP ASSY	1	1	1	1421-111-2100-0	
31-24	1873995	•STRAINER	1	1	1	1421-111-2110-0	
31-25	1871510	PIPE/VINYL	1	1	1	1427-111-0010-0	
31-26	BUY LOC.	WIRE/0.9×100	2	2	2		
31-27	1871512	BAND, TANK	1	1	1	1427-111-2100-0	
31-28	1873881	NUT/M8	1	1	1	V30026-000800	
31-29	1860310	NUT	1	1	1	V30226-000800	
31-30	1871857	CABLE, BATTERY	1	1	1	1427-621-0060-0	
31-31	1871858	CABLE, EARTH	1	1	1	1427-621-0070-0	
31-32	1873997	BOLT/M10×20	2	2	2	V203-261-0020-0	
31-33	1860404	WASHER, SP/M10	2	2	2	V401-160-0100-0	

Fig. 32

FRONT TRANSMISSION CASE SYSTEM

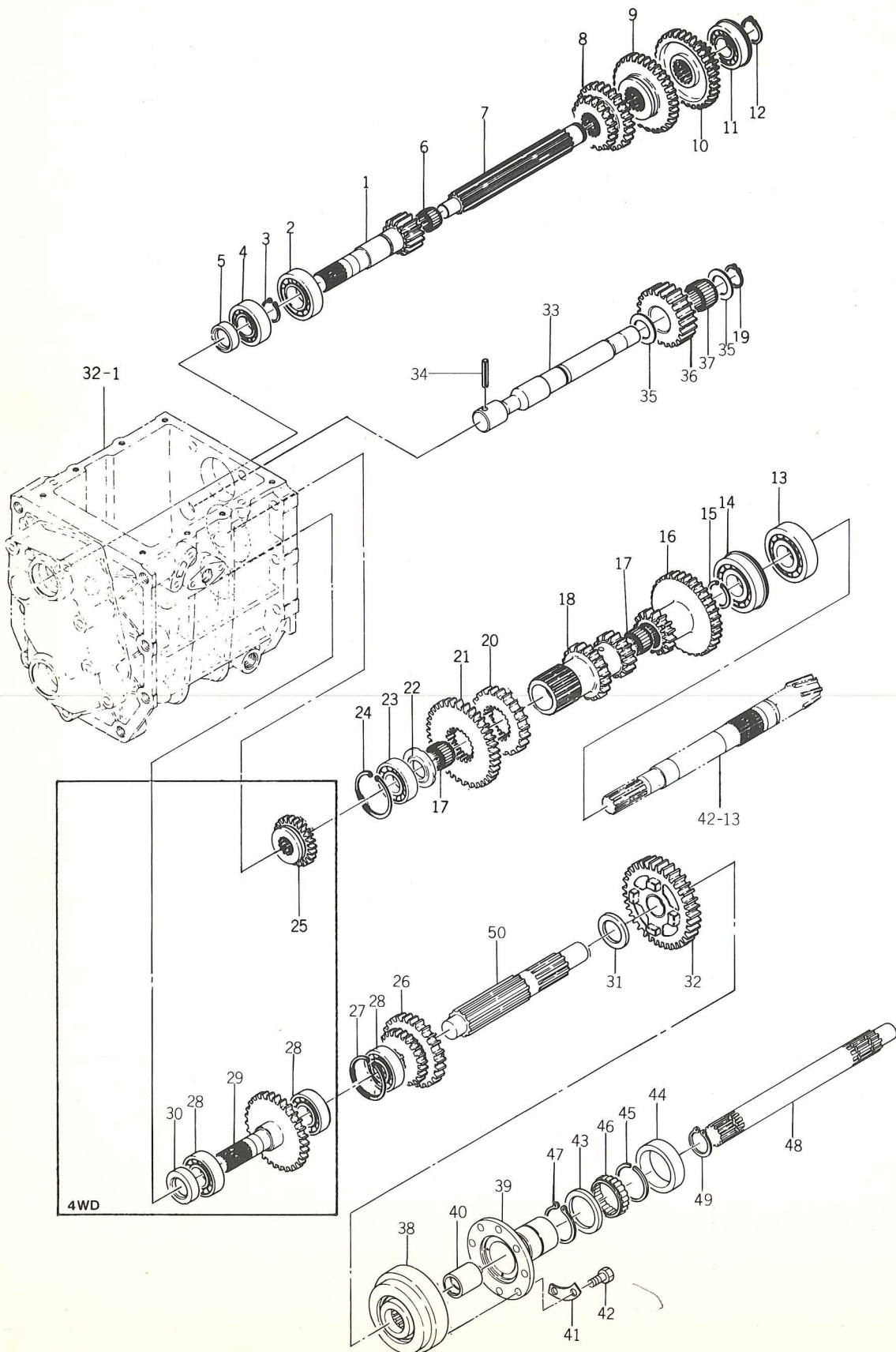


Ref No.		Description	Model & Q'ty			ISEKI Parts No.	Remarks
			1502 T	1504 F	1704 F		
32- 1	1871566	CASE, F. T-MISSIOM	1	1	1	1427-201-0010-0	
32- 2	1871570	METAL, INPUT	1	1	1	1427-201-0050-0	
32- 3	1871571	PACKING, INPUT METAL	1	1	1	1427-201-0060-0	
32- 4	1860222	BOLT/M8×60	4	4	4	V20126-080600	
32- 5	1860219	BOLT/M8×35	4	4	4	V20126-080350	
32- 6	1860403	WASHER, SP/M8	16	16	16	V40116-000800	
32- 7	1860414	WASHER/M8	16	16	16	V41316-000800	
32- 8	1860512	PIN, B/8×16	6	6	6	V52110-080160	
32- 9	1871572	PLUG, DRAIN	1	1	1	1427-201-0070-0	
32-10	1871573	WASHER, SEAL/16	1	1	1	1427-201-0080-0	
32-11	1871608	METAL, CHANGE	1	1	1	1427-207-0010-0	
32-12	1871609	PACKING, CHANGH METAL	1	1	1	1427-207-0020-0	
32-13	1873999	BOLT/M8×28	8	8	8	V20126-080280	
32-14	1871615	GAUGE, LEVEL	1	1	1	1427-207-0080-0	
32-15	1860248	STUD/M12×25	8	8	8	V25226-120250	
32-16	1871315	CAP, SEAL/35	1			1340-253-0020-0	

2 = 1860801 = PTO BELTS = 1502

Fig. 33

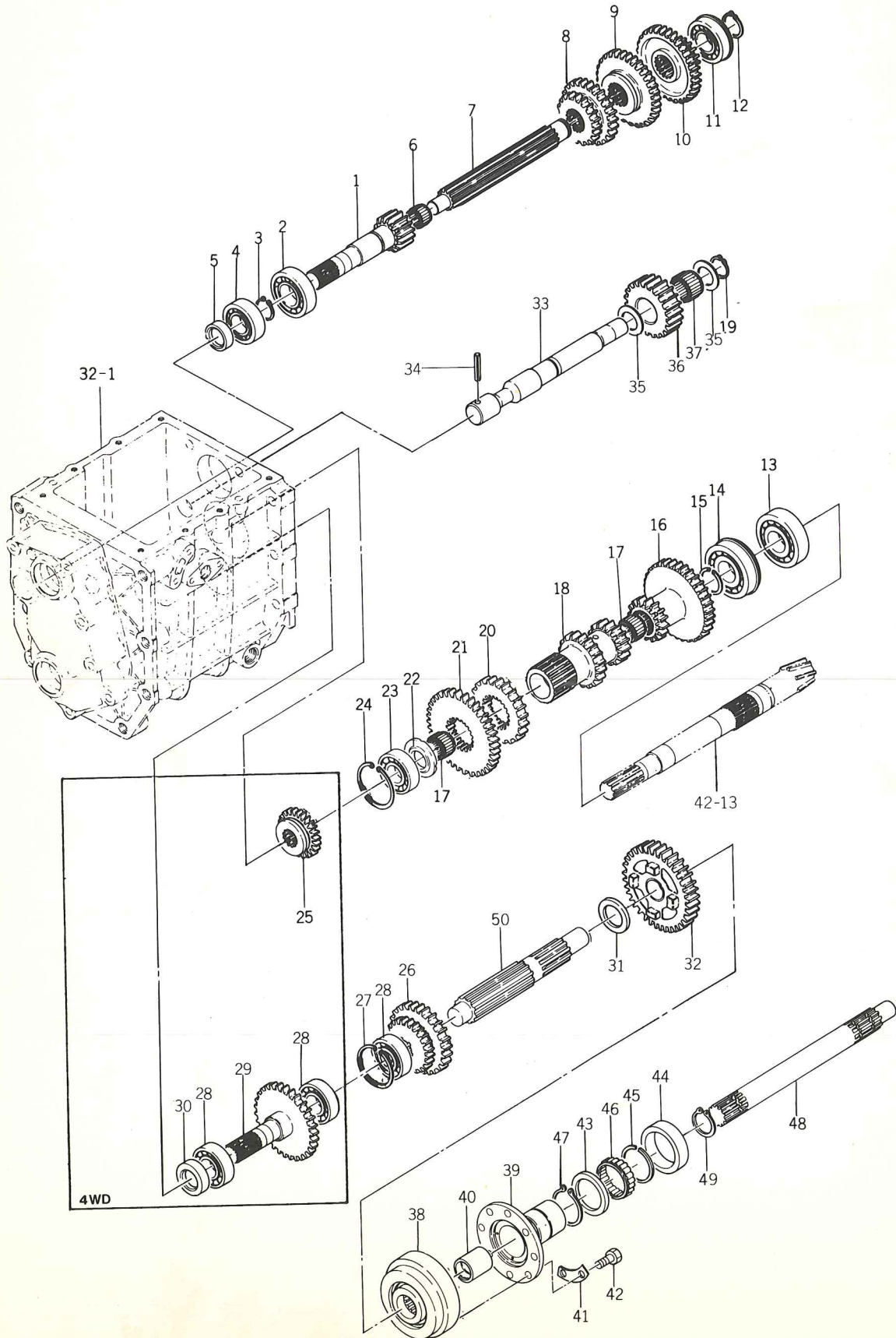
FRONT TRANSMISSION GEAR SYSTEM



Ref No.		Description	Model & Q'ty			ISEKI Parts No.	Remarks
			1502 T	1504 F	1704 F		
33- 1	1871589	GEAR, INPUT/13T	1	1	1	1427-202-0010-0	
33- 2	1860601	BEARING, RB/5205	1	1	1	V60011-052050	
33- 3	1860706	RING, SNAP/25	1	1	1	V70414-002500	
33- 4	1860606	BEARING, RB/6204	1	1	1	V60011-062040	
33- 5	1860731	SEAL, OIL/TC20358	1	1	1	V74412-035080	
33- 6	1860621	BEARING, NR/KT162017	1	1	1	V65441-620170	
33- 7	1871590	SHAFT, CHANGE	1	1	1	1427-202-0020-0	
33- 8	1871591	GEAR/21-27T	1	1	1	1427-202-0030-0	
33- 9	1871592	GEAR/32T	1	1	1	1427-202 0040-0	
33-10	1871593	GEAR, SUB/15 33T	1	1	1	1427-202-0050-0	
33-11	1860617	BEARING, RB/6204NR	1	1	1	V60711-062040	
33-12	1860704	RING, SNAP/20	1	1	1	V70414-002000	
33-13	1871601	BEARING, RB/6305-6	1	1	1	1427-203-0080-0	
33-14	1871602	BEARING, RB/6305-6NR	1	1	1	1427-203-0090-0	
33-15	1871595	RING, SNAP/25	1	1	1	1427-203-0020-0	
33-16	1871596	GEAR, COUNTER/16-33T	1	1	1	1427-203-0031-0	
33-17	1860622	BEARING, NR/KT222726	2	2	2	V65442-227260	
33-18	1874004	GEAR, COUNTER/16-21T	1	1	1	1434-203-0010-0	
33-19	1860705	RING, SNAP/C 22	1	1	1	V70414-002200	
33-20	1871598	GEAR, COUNTER/27T	1	1	1	1427-203-0050-0	
33-21	1871599	GEAR, COUNTER/35T	1	1	1	11427-203-0060-0	
33-22	1874005	COLLAR, THRUST	1	1	1	1434-203-0020-0	
33-23	1860606	BEARING, RB/6204	1	1	1	V60011-062040	
33-24	1860713	RING, SNAP/C 47	1	1	1	V70514-004700	
33-25	1871606	GEAR, SHIFT/19T		1	1	1427-205-0010-0	
33-26	1874006	GEAR, PTO	1	1	1	1434-211-0020-0	
33-27	1860713	RING, SNAP/C 47	1	1	1	V70514-004700	
33-28	1860606	BEARING, RB/6204	1	3	3	V60011-062040	
33-29	1871607	SHAFT, MID PTO		1	1	1427-205-2000-0	
33-30	1860731	SEAL,OIL/TC20358		1	1	V74412-035080	
33-31	1874008	COLLAR/26×36×3	1	1	1	1434-211-0040-0	
33-32	1874009	GEAR, PTO/34T	1	1	1	1434-211-2000-0	
33-33	1871604	PIN, BACK GEAR	1	1	1	1427-204-0020-0	
33-34	1860520	PIN, SPRING/6×32 W	1	1	1	V58014-060320	
33-35	1871605	COLLAR, THRUST	2	2	2	1427-204-0030-0	
33-36	1871603	GEAR, BACK/23T	1	1	1	1427-204-0010-0	
33-37	1860620	BEARING, NR/TLA2220	1	1	1	V65362-228200	
33-38	1874011	CLUTCH, CAM ASSY	1	1	1	1434-211-2100-0	
33-39	1874012	FLANGE, COUNTER	1	1	1	1434-211-0060-0	
33-40	1874013	BUSH/20×26×28	1	1	1	1434-211-0070-0	
33-41	1874014	WASHER, LOCK	4	4	4	1434-211-0110-0	For E30
33-42	1874015	BOLT/9T	8	8	8	1434-211-0140-0	
33-43	1874016	COLLAR/35×44×3	1	1	1	1434-211-0090-0	
33-44	1874017	COLLAR, OUTER	1	1	1	1434-211-0080-0	
33-45	1874018	CIRCLIP	1	1	1	1434-211-0120-0	

Fig. 33

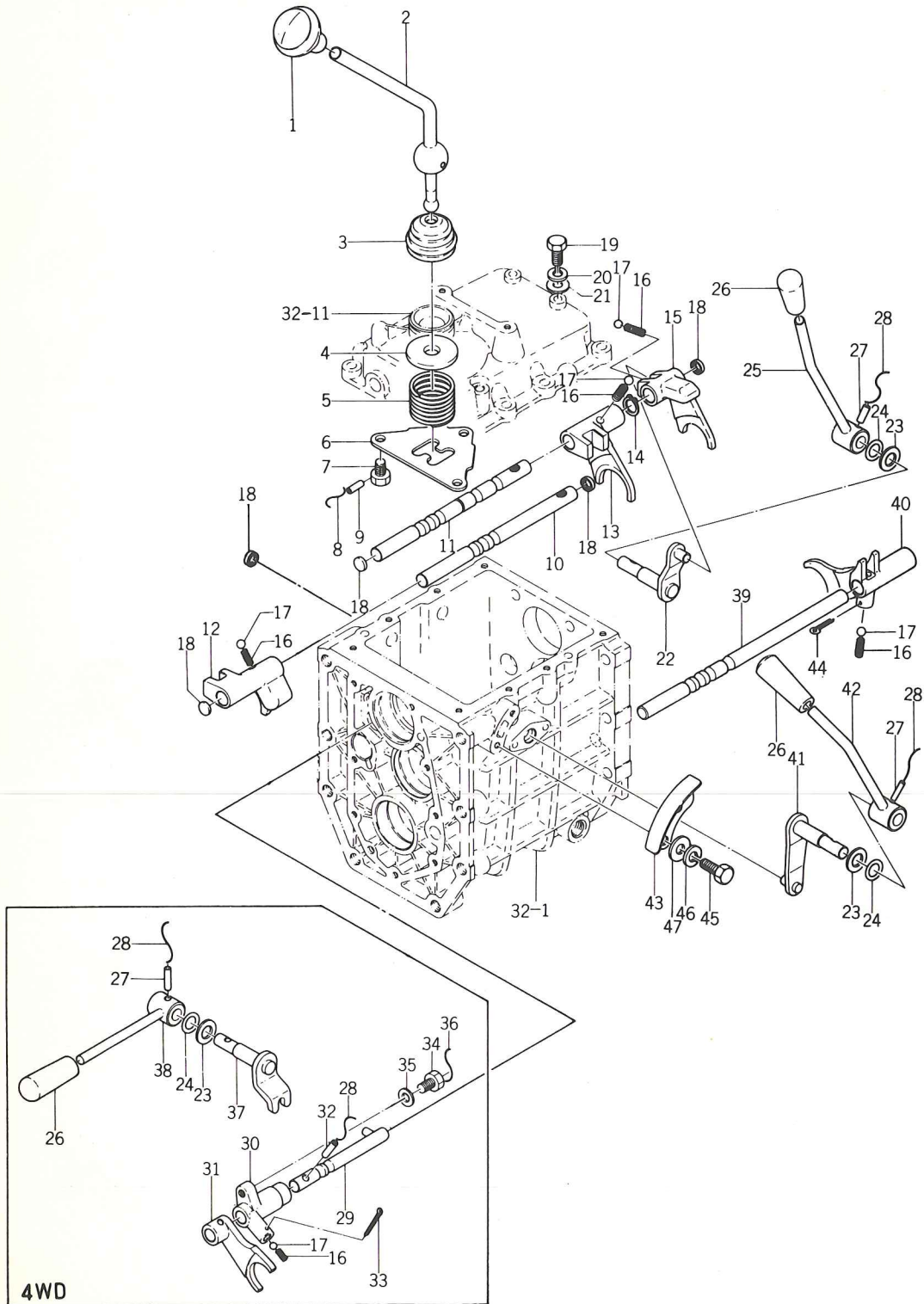
FRONT TRANSMISSION GEAR SYSTEM



Ref No.		Description	Model & Q'ty			ISEKI Parts No.	Remarks
			1502 T	1504 F	1704 F		
33-46	1874000	BEARING, NR/KT354013	1	1	1	V654-435-4013-0	For E30
33-47	1860709	RING, SNAP/C 35	1	1	1	V704-140-0350-0	
33-48	1874001	SHAFT, PTO DRIVE	1	1	1	1434-211-0130-0	
33-49	1860706	RING, SNAP/C 25	1	1	1	V70414-002500	
33-50	1874002	SHAFT, PTO	1	1	1	1434-211-0050-0	

Fig. 34

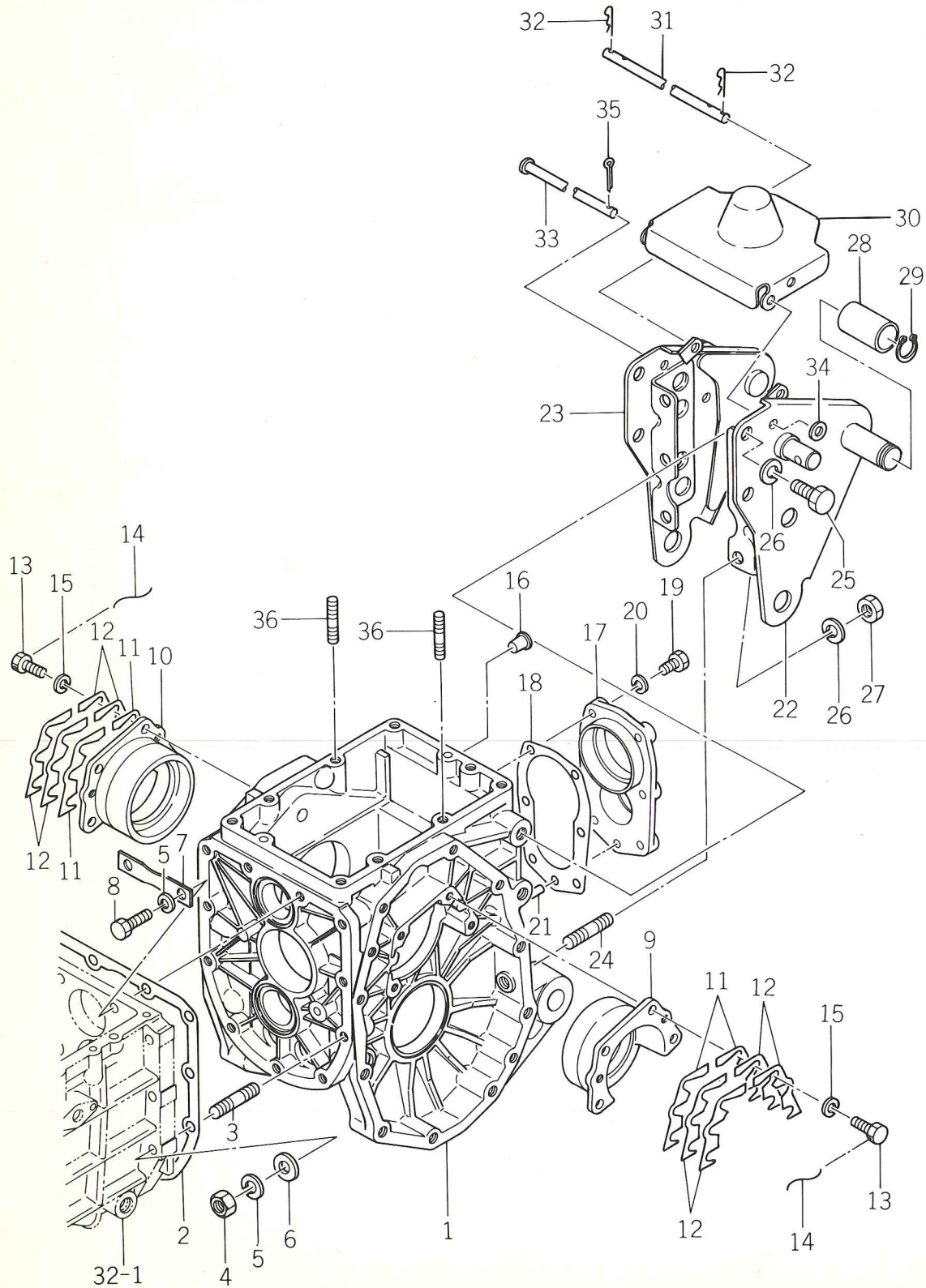
SHIFTING SYSTEM



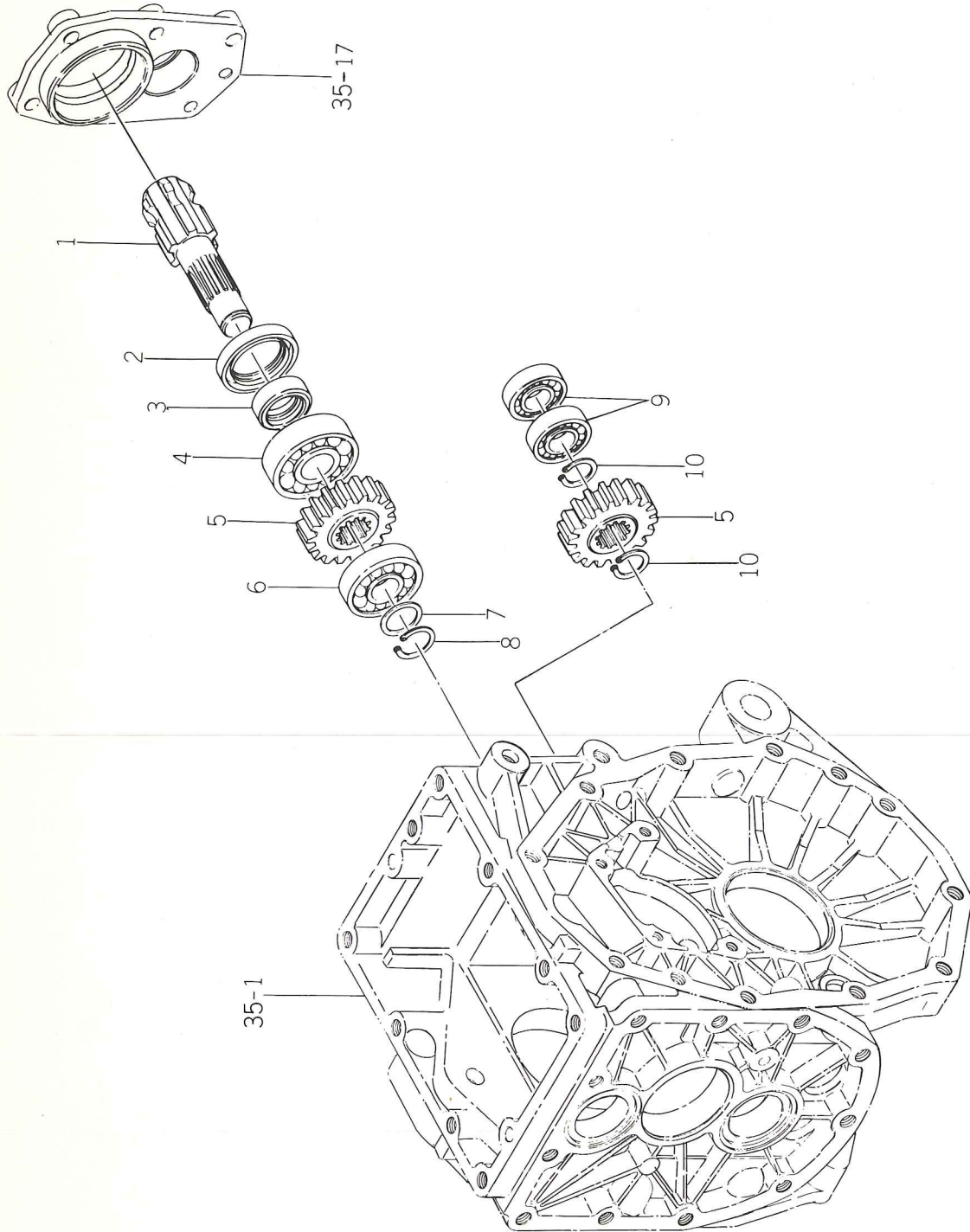
Ref No.		Description	Model & Q'ty			ISEKI Parts No.	Remarks
			1502 T	1504 F	1704 F		
34- 1	1871442	KNOB, LEVER/48	1	1	1	1414-207-0050-0	
34- 2	1871610	LEVER, MAIN SHIFT	1	1	1	1427-207-0030-0	
34- 3	1871411	BOOT, SHIFT LEVER	1	1	1	1403-207-0010-0	
34- 4	1871612	HOLDER, SPRING	1	1	1	1427-207-0050-0	
34- 5	1871611	SPRING, PRESS/30	1	1	1	1427-207-0040-0	
34- 6	1871613	GUIDE, SHIFT LEVER	1	1	1	1427-207-0060-0	
34- 7	1871614	BOLT/M8×16	3	3	3	1427-207-0070-0	
34- 8	BUY LOC.	WIRE/0.9×450	1	1	1		
34- 9	1860519	PIN, SPRING/5×40 W	1	1	1	V58014-050400	
34-10	1871621	STAY, SHIFTER	1	1	1	1427-210-0020-0	
34-11	1871625	STAY, SHIFTER	1	1	1	1427-210-0061-0	
34-12	1871620	SHIFTER	1	1	1	1427-210-0010-0	
34-13	1871624	SHIFTER	1	1	1	1427-210-0050-0	
34-14	1860702	RING, SNAP/C 14	1	1	1	V70414-001400	
34-15	1871626	SHIFTER, SUB	1	1	1	1427-210-0070-0	
34-16	1871301	SPRING, SHIFTER	4	5	5	1302-225-0030-0	
34-17	1860625	BALL, STEEL/5/16	4	5	5	V68020-000100	
34-18	1871623	CAP, BLANK	5	4	4	1427-210-0040-0	
34-19	1871622	BOLT/M8×25	2	2	2	1427-210-0030-0	
34-20	1860403	WASHER, SP/M8	2	2	2	V40116-000800	
34-21	1860414	WASHER/M8	2	2	2	V41316-000800	
34-22	1871617	ARM, SUB SHIFT	1	1	1	1427-208-2000-0	
34-23	1860411	WASHER/M14	2	3	3	V41016-001400	
34-24	1860917	O-RING/P14	2	3	3	V72010-240140	
34-25	1871618	LEVER, SUB	1	1	1	1427-208-2100-0	
34-26	1874100	GRIP	2	3	3	4106-105-3030-0	
34-27	1860516	PIN, SPRING/5×25 W	2	3	3	V58014-050250	
34-28	BUY LOC.	WIRE/0.9×70	2	4	4		
34-29	1871630	STAY, SHIFTER		1	1	1427-210-2000-0	
34-30	1871628	CASE, SPRING		1	1	1427-210-0090-0	
34-31	1871627	SHIFTER, F. SHIFT		1	1	1427-210-0080-0	
34-32	1860515	PIN, SPRING/5×20 W		1	1	V58014-050200	
34-33	1860502	PIN, SPLIT/2×18		1	1	V50015-200180	
34-34	1871629	BOLT/M8×30		1	1	1427-210-0110-0	
34-35	1860414	WASHER/M8		1	1	V41316-000800	
34-36	BUY LOC.	WIRE/0.9×100		1	1		
34-37	1871619	ARM, SHIFT		1	1	1427-209-2000-0	
34-38	1871948	LEVER, F. SHIFT		1	1	1427-209-2100-0	
34-39	1874023	STAY, PTO SHIFTER	1	1	1	1434-216-0020-0	
34-40	1874024	ARM, PTO SHIFT	1	1	1	1434-216-0011-0	
34-41	1871642	ARM, PTO SHIFT	1	1	1	1427-216-2000-0	
34-42	1871643	LEVER, PTO	1	1	1	1427-216-2100-0	
34-43	1871641	GUIDE, SHIFT LEVER	1	1	1	1427-216-0031-0	
34-44	1860505	PIN, SPLIT/5×25	1	1	1	V500-152-5025-0	
34-45	1860214	BOLT/M8×16	2	2	2	V20126-080160	
34-46	1860403	WASHER, SP/M8	2	2	2	V40116-000800	
34-47	1860414	WASHER/M8	2	2	2	V41316-000800	

Fig. 35

REAR TRANSMISSION CASE SYSTEM

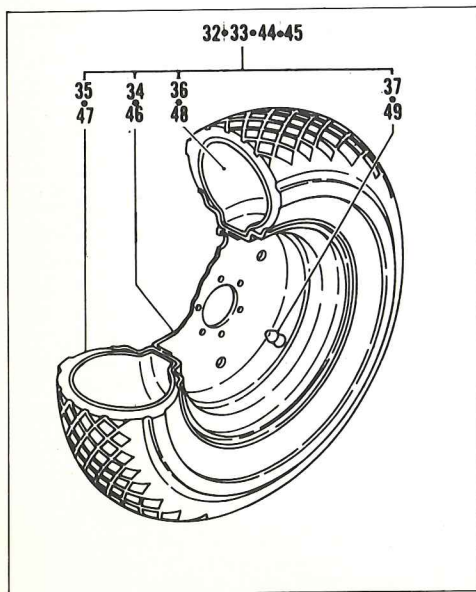
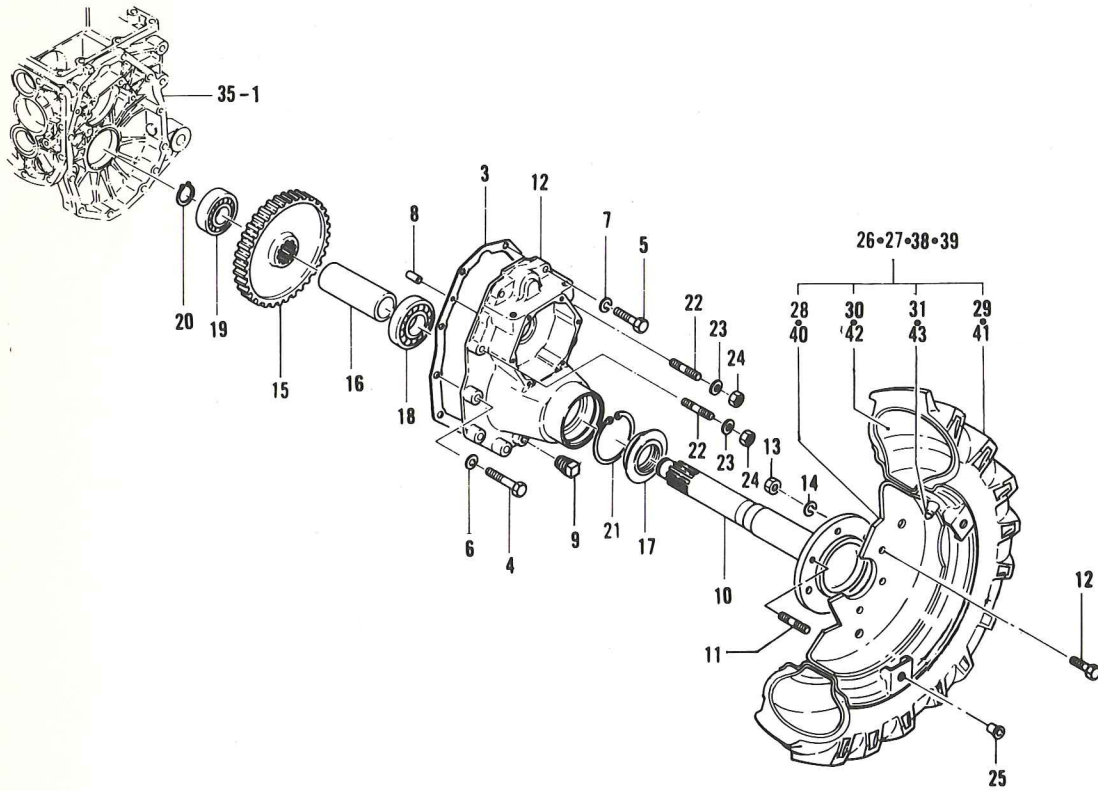


Ref No.		Description	Model & Q'ty			ISEKI Parts No.	Remarks
			1502 T	1504 F	1704 F		
35- 1	1871567	CASE, R. T-MISSION	1	1	1	1427-201-0020-0	
35- 2	1871568	PACKING, R. T-MISSION	1	1	1	1427-201-0030-0	
35- 3	1860247	STUD/M10×36	7	7	7	V25226-100360	
35- 4	1860312	NUT/M10	9	9	9	V30326-001000	
35- 5	1860404	WASHER, SP/M10	11	11	11	V40116-001000	
35- 6	1860415	WASHER/M10	11	11	11	V41316-001000	
35- 7	1871569	WASHER, LOCK	1	1	1	1427-201-0040-0	
35- 8	1860226	BOLT/M10×35	2	2	2	V20126-100350	
35- 9	1871576	METAL, DIFF-CASE LH	1	1	1	1427-201-0120-0	
35-10	1871577	METAL, DIFF-CASE RH	1	1	1	1427-201-0130-0	
35-11	1871578	SHIM, DIFF-CASE A	AR	AR	AR	1427-201-0140-0	
35-12	1871579	SHIM, DIFF-CASE B	AR	AR	AR	1427-201-0150-0	
35-13	1871581	BOLT/M8×25	8	8	8	1427-201-0170-0	
35-14	BUY LOC.	WIRE/0.9×180	4	4	4		
35-15	1860403	WASHER, SP/M8	8	8	8	V40116-000800	
35-16	1871580	CAP, BLANK/M12	5	5	5	1427-201-0160-0	
35-17	1871582	METAL, PTO SHAFT	1	1	1	1427-201-0180-0	
35-18	1871583	PACKING, METAL	1	1	1	1427-201 0190-0	
35-19	1860217	BOLT/M8×25	6	6	6	V201-260-8025-0	
35-20	1860403	WASHER, SP/M8	6	6	6	V401-160-0080-0	
35-21	1862616	PIN, B/8×16	1	1	1	V521-100-8016-0	
35-22	1873494	BRACKET, 2P LH	1	1	1	1434-201-2000-0	
35-23	1873495	BRACKET, 2P RH	1	1	1	1434-201-2100-0	
35-24	1860244	STUD/M12×25	2	2	2	V25126-120250	
35-25	1860231	BOLT/M12×30	8	8	8	V201-261-2030-0	
35-26	1860927	WASHER, SP/M12	10	10	10	V401-160-0120-0	
35-27	1860311	NUT/M12	2	2	2	V303-260-0120-0	
35-28	1871574	BUSH/25×34×48	2	2	2	1427-201-0090-0	
35-29	1860706	RING, SNAP/C 25	2	2	2	V704-140-0250-0	
35-30	1873508	COVER, JOINT	1	1	1	1427-218-0010-0	
35-31	1871575	PIN/8×220	1	1	1	1427-201-0110-0	
35-32	1871302	PIN,HAIR	2	2	2	1305-241-0010-0	
35-33	1871584	PIN/8×212	1	1	1	1427-201-0210-0	
35-34	1860414	WASHER/M8	2	2	2	V413-160-0080-0	
35-35	1860504	PIN, SPLIT/2.5×20	1	1	1	V500-152-5020-0	
35-36	1860245	STUD/M10×30	4	4	4	V252-261-0030-0	

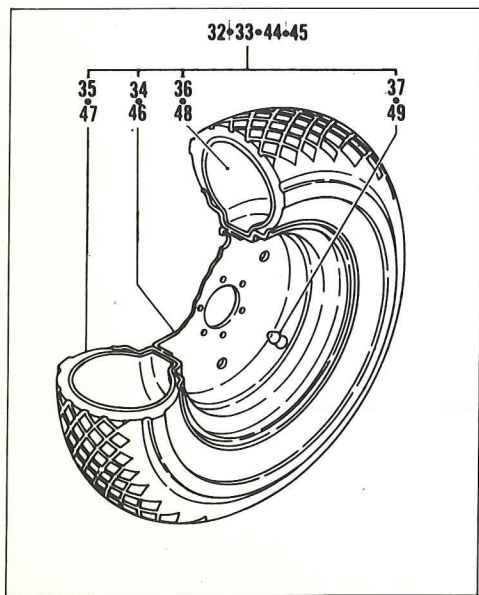
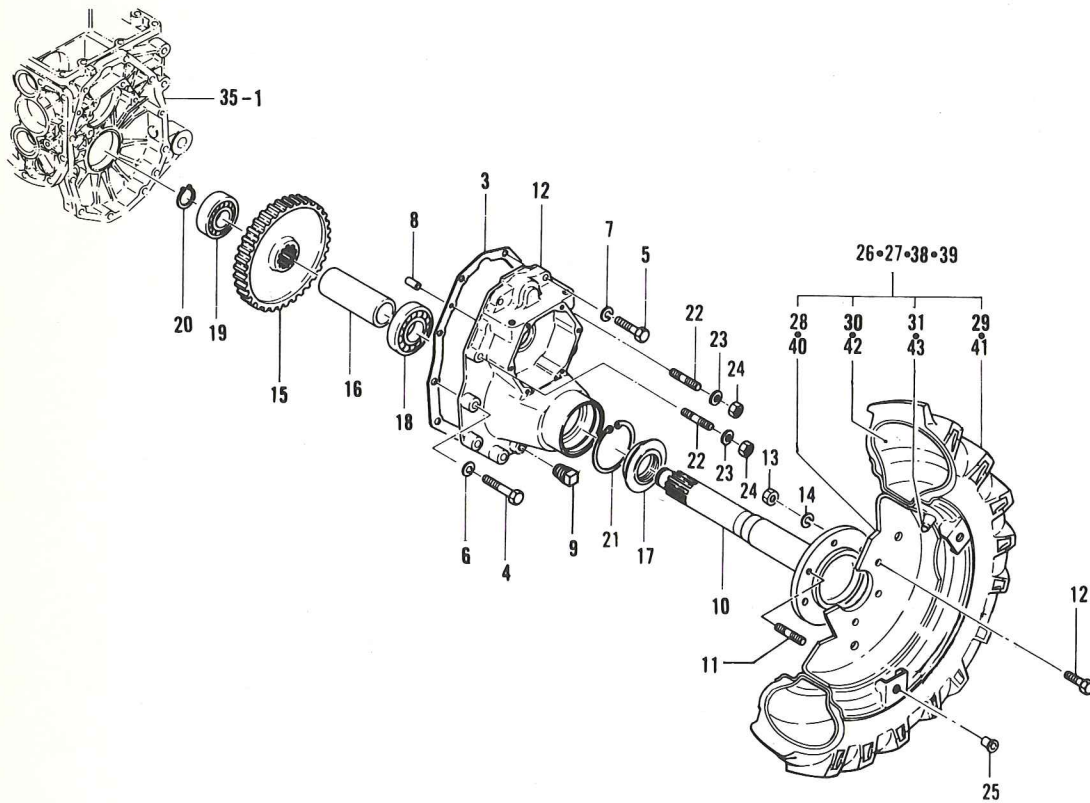


Ref No.		Description	Model & Q'ty			ISEKI Parts No.	Remarks
			1502 T	1504 F	1704 F		
36- 1	1871636	SHAFT, PTO	1	1		1427-212-0010-0	
36- 2	1860735	SEAL, OIL/TC35558	1	1		V744-135-5508-0	
36- 3	1871638	SLEEVE	1	1		1427-212-0030-0	
36- 4	1871601	BEARING, RB/6305-6	1	1		1427-203-0080-0	
36- 5	1871634	CEAR, PTO COUNTER/19T	2	2		1427-211-0040-0	
36- 6	1860612	BEARING, RB/6304	1	1		V600-110-6304-0	
36- 7	1871637	WASHER/20×28×2	1	1		1427-212-0020-0	
36- 8	1860704	RING, SNAP/C 20	1	1		V704-140-0200-0	
36- 9	1860605	BEARING, RB/6203	2	2		V600-110-6203-0	
36-10	1860706	RING, SNAP/C 25	2	2		V704-140-0250-0	

Fig. 37 REAR AXLE SYSTEM



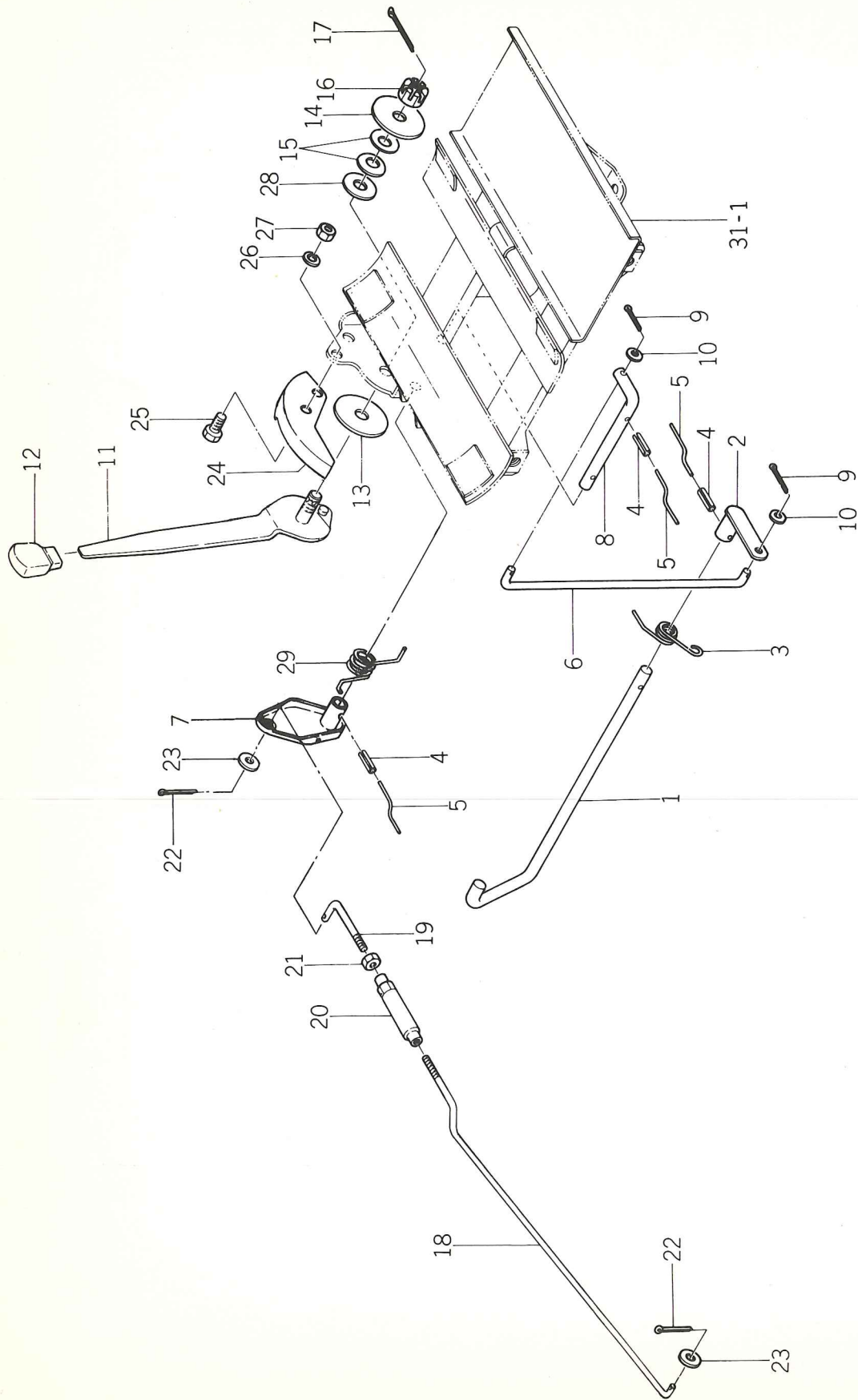
Ref No.		Description	Model & Q'ty			ISEKI Parts No.	Remarks
			1502 T	1504 F	1704 F		
37- 1	1871665	HOUSING, R. AXLE LH	1	1	1	1427-306-0010-0	
37- 2	1871666	HOUSING, R. AXLE RH	1	1	1	1427-306-0020-0	
37- 3	1871667	PACKING, R. AXLE	2	2	2	1427-306-0030-0	
37- 4	1860233	BOLT/M12×50	12	12	12	V20126-120500	
37- 5	1860228	BOLT/M10×45	4	4	4	V20126-100450	
37- 6	BUY LOC.	WASHER, SP/M12	12	12	12	V40116-001200	
37- 7	1860404	WASHER, SP/M10	4	4	4	V40116-001000	
37- 8	1860512	PIN, B/8×16	4	4	4	V52110-080160	
37- 9	1877902	PLUG, DRAIN	2	2	2	7955-201-0260-0	
37-10	1871668	SHAFT, WHEEL	2	2	2	1427-307-0010-0	
37-11	1873520	STUD/M12×25 9T	4	4	4	V250-461-2025-0	
37-12	1873527	BOLT/M12×30 9T	8	8	8	V200-461-2030-0	
37-13	1860306	NUT/M12 7T	4	4	4	V30046-001200	
37-14	BUY LOC.	WASHER, SP/M12	12	12	12	V40116-001200	
37-15	1871669	GEAR, WHEEL/58T	2	2	2	1427-307-0020-0	
37-16	1871670	PIPE/123	2	2	2	1427-307-0030-0	
37-17	1871671	SEAL, OIL/48	2	2	2	1427-307-0040-0	
37-18	1860613	BEARING, RB/6306	2	2	2	V60011-063060	
37-19	1860610	BEARING, RB/6208	2	2	2	V60011-062080	
37-20	1860707	RING, SNAP/30	2	2	2	V70414-003000	
37-21	1860716	RING, SNAP/80	2	2	2	V70514-008000	
37-22	1860247	STUD/M10×36	4	4	4	V252-261-0036-0	
37-23	1860404	WASHER, SP/M10	4	4	4	V401-160-0100-0	
37-24	1860312	NUT/M10	4	4	4	V303-260-0100-0	
37-25	1871691	CAP, BLANK/M14	6	6	6	1427-317-0040-0	
37-26	O.I.P.	TIRE, LW LUG LH ASSY	1	1		1434-317-2300-0	
37-27	O.I.P.	TIRE, LW LUG RH ASSY	1	1		1434-317-2400-0	
37-28	1873530	•DRUM, WHEEL/5JA-16	2	2		1434-317-2010-8	
37-29	1860806	•TIRE/8-16 4PR	2	2		V888-240-0816-0	
37-30	1860807	•TUBE/8-16	2	2		V889-000-0816-0	
37-31	1860908	•CAP, TIRE VALVE	2	2		V999-300-0010-0	
37-32	O.I.P.	TIRE, TURF LH ASSY	1	1		1434-317-2500-0	
37-33	O.I.P.	TIRE, TURF RH ASSY	1	1		1434-317-2600-0	
37-34	1873579	•DRUM, WHEEL/W6-16	2	2		1434-317-2510-8	
37-35	1871701	•TIRE, TURF/AGSB-16FD	2	2		1427-337-2310-0	
37-36	1871702	•TUBE/8-16	2	2		1427-337-2320-0	
37-37	1860908	•CAP, TIRE VALVE	2	2		V999-300-0010-0	
37-38	O.I.P.	TIRE, LW-LUG LH ASSY			1	1435-317-2300-0	
37-39	O.I.P.	TIRE, LW-LUG RH ASSY			1	1435-317-2400-0	
37-40	1873673	•DRUM, WHEEL/W6-18			2	1435-317-2010-8	
37-41	1873674	•TIRE/8-18 4PR			2	V888-240-0818-0	
37-42	1873697	•TUBE/8-18			2	V889-000-0818-0	
37-43	1860908	•CAP, TIRE VALVE			2	V999-300-0010-0	
37-44	1873698	TIRE, TURF LH ASSY			1	1435-317-2500-0	
37-45	1873732	TIRE, TURF RH ASSY			1	1435-317-2600-0	



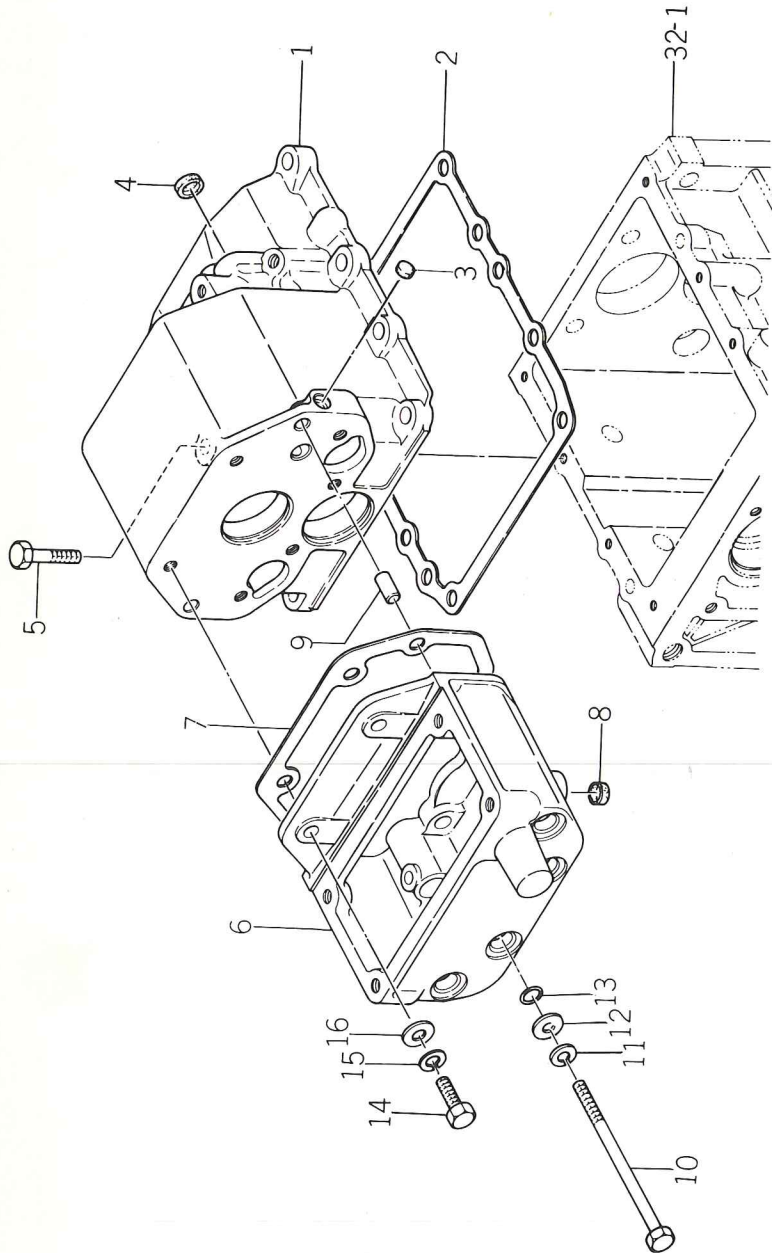
Ref No.		Description	Model & Q'ty			ISEKI Parts No.	Remarks
			1502 T	1504 F	1704 F		
37-46	1873733	•DRUM, WHEEL/W8-16			2	1435-317-2510-8	
37-47	1873754	•TIRE, TURF/AGS9.5-16FD			2	1429-337-2110-0	
37-48	1873762	•TUBE/9.5-16			2	1429-337-2120-0	
37-49	1860908	•CAP, TIRE VALVE			2	V999-300-0010-0	

Fig. 38

ACCELERATIVE PEDAL AND THROTTLE LEVER SYSTEM

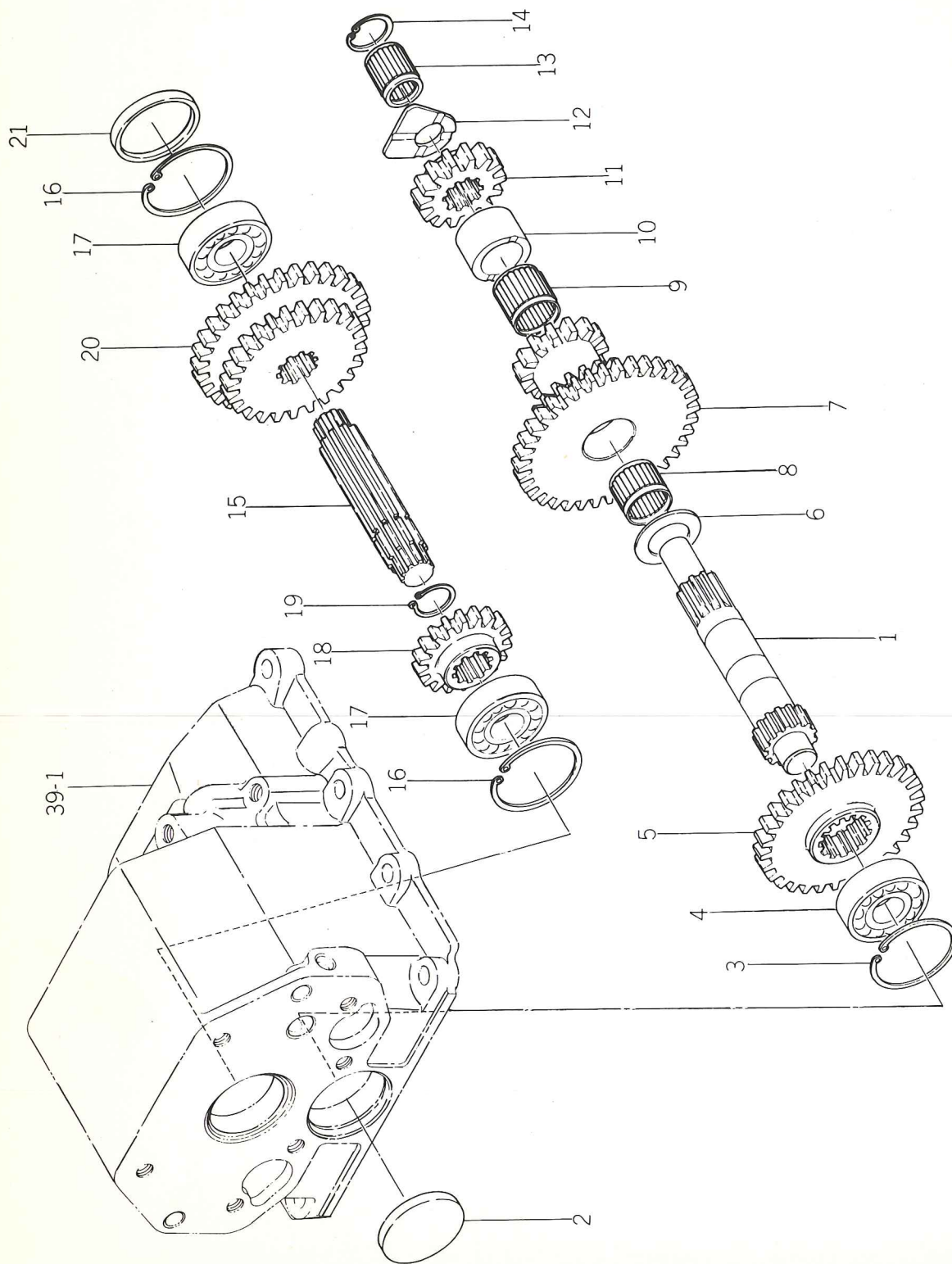


Ref No.		Description	Model & Q'ty			ISEKI Parts No.	Remarks
			1502 T	1504 F	1704 F		
38- 1	1873767	PEDAL, ACCEL	1	1	1	1434-116-0010-0	
38- 2	1873768	ARM, ACCEL A	2	2	2	1434-116-2000-0	
38- 3	1873769	SPRING, TORQUE/18	1	1	1	1434-116-0020-0	
38- 4	1873811	PIN, SPRING/4×16 W	3	3	3	V580-140-4016-0	
38- 5	BUY LOC.	WIRE/1.0×70	3	3	3		
38- 6	1873851	ROD, ACCEL A	1	1	1	1434-116-0030-0	
38- 7	1873852	ARM, ACCEL B COMP	1	1	1	1434-116-2200-0	
38- 8	1873853	ARM, ACCEL B	1	1	1	1434-116-0050-0	
38- 9	1860502	PIN, SPLIT/2×18	2	3	3	V500-152-0018-0	
38-10	BUY LOC.	WASHER/M6	2	3	3	V413-160-0060-0	
38-11	1873870	LEVER, THROTTLE	1	1	1	1434-117-2300-0	
38-12	1871456	GRIP	1	1	1	1415-505-0150-0	
38-13	1871441	LINING/13×50×3	1	1	1	1414-117-0050-0	
38-14	1871515	WASHER/13×50×3	1	1	1	1427-117-0010-0	
38-15	1871454	SPRING, CONE	2	2	2	1415-505-0110-0	
38-16	1860316	NUT, SLOTTED/M12	1	1	1	V321-160-0120-0	
38-17	1860507	PIN, SPLIT/3×25	1	1	1	V500-153-0025-0	
38-18	1873871	ROD, THROTTLE	1	1	1	1434-117-0030-0	
38-19	1871466	CONNECTOR, ACCEL	1	1	1	1421-116-0010-0	
38-20	1871467	TURNBUCKLE/M6	1	1	1	1421-116-0020-0	
38-21	1860303	NUT/M6	1	1	1	V300-260-0060-0	
38-22	1860502	PIN, SPLIT/2×18	2	2	2	V500-152-0018-0	
38-23	BUY LOC.	WASHER/M6	2	2	2	V413-160-0060-0	
38-24	1873872	GUIDE, LEVER	1	1	1	1434-117-2400-0	
38-25	1860214	BOLT/M8×16	2	2	2	V201-260-8016-0	
38-26	1860403	WASHER, SP/M8	2	2	2	V401-160-0080-0	
38-27	1860304	NUT/M8	2	2	2	V300-260-0080-0	
38-28	1871425	WASHER/13×32×1	AR	AR	AR	1407-117-0070-0	
38-29	1873878	SPRING, TORQUE/22	1	1	1	1434-116-0060-0	For E30



Ref No.		Description	Model & Q'ty			ISEKI Parts No.	Remarks
			1502 T	1504 F	1704 F		
39- 0-1	1873881	T-MISSION, CREEP ASSY	1	1	1	1427-025-2000-0	★ Included Fig.39,40,41
39- 1	1873885	CASE, SUB GEAR	1	1	1	1427-251-0010-0	★
39- 2	1871609	PACKING	1	1	1	1427-207-0020-0	★
39- 3	1873890	CAP, BLANK/10	1	1	1	1427-251-0040-0	★
39- 4	1871623	CAP, BLANK	2	2	2	1427-210-0040-0	★
39- 5	1860219	BOLT/M8×35	1	1	1	V201-260-8035-0	★
39- 6	1873896	CASE, CHANGE	1	1	1	1427-251-0020-0	★
39- 7	1873900	PACKING, CHANGE CASE	1	1	1	1427-251-0030-0	★
39- 8	1871623	CAP, BLANK	1	1	1	1427-210-0040-0	★
39- 9	1860512	PIN, B/8×6	2	2	2	V521-100-8016-0	★
39-10	1873907	BOLT/M8×135	4	4	4	V201-260-8135-0	★
39-11	1860403	WASHER, SP/M8	4	4	4	V401-160-0080-0	★
39-12	1873908	WASHER/M8	4	4	4	V411-160-0080-0	★
39-13	1873909	O-RING/P8	4	4	4	V720-101-9008-0	★
39-14	1860217	BOLT/M8×25	2	2	2	V201-260-8025-0	★
39-15	1860403	WASHER, SP/M8	2	2	2	V401-160-0080-0	★
19-16	1860414	WASHER/M8	2	2	2	V413-160-0080-0	★

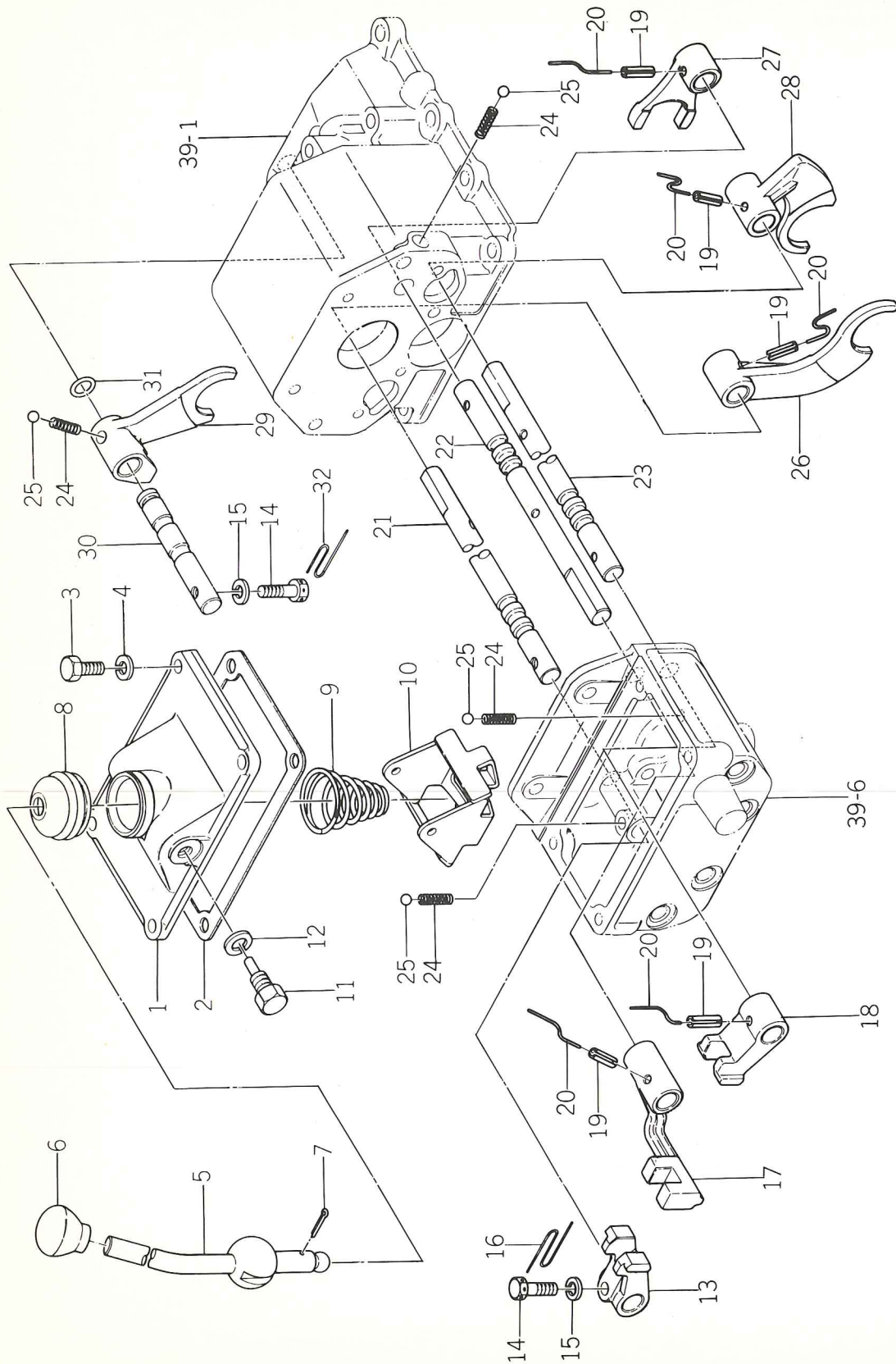
Fig. 40 CREEP GEAR SYSTEM



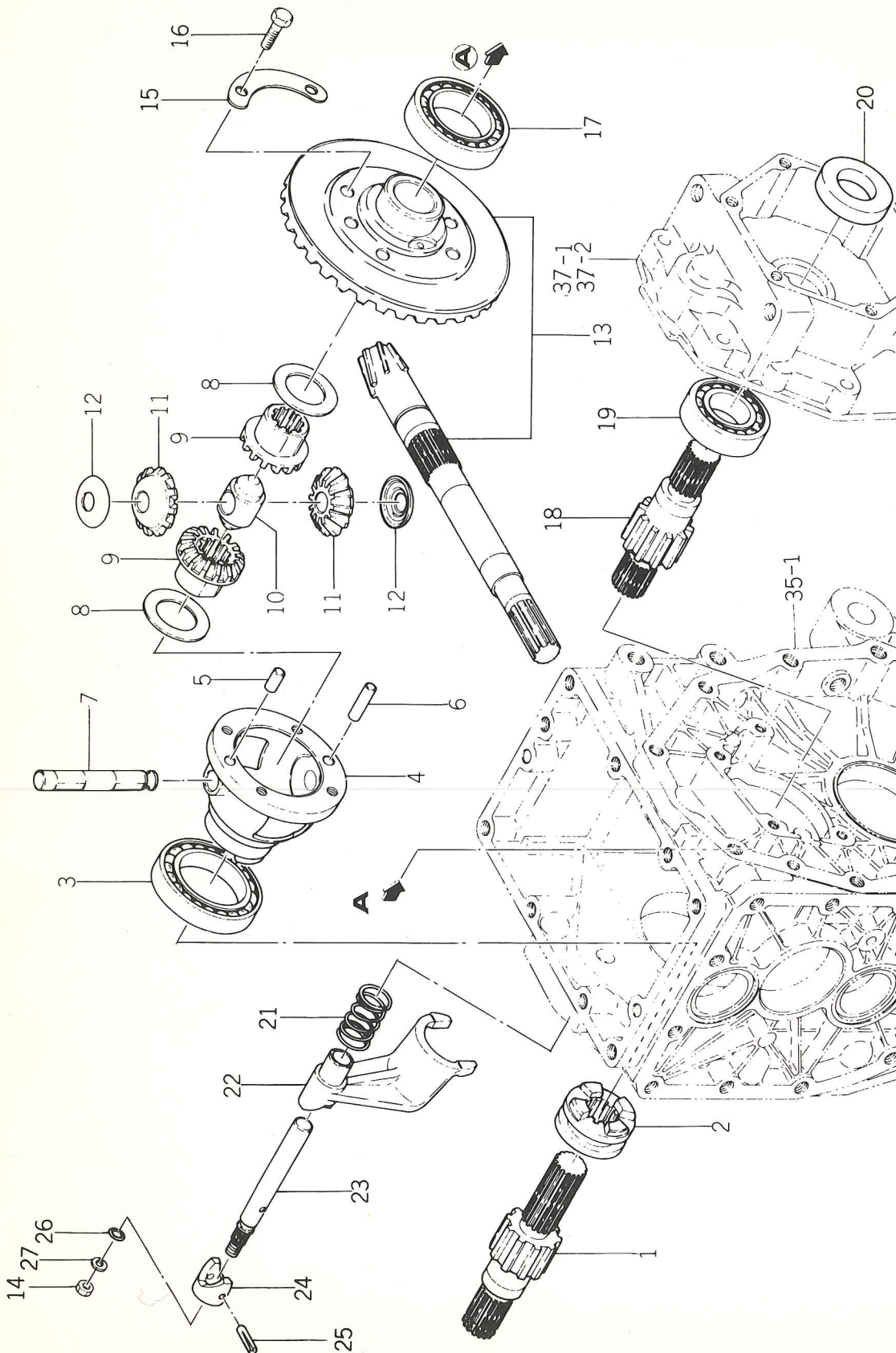
Ref No.		Description	Model & Q'ty			ISEKI Parts No.	Remarks
			1502 T	1504 F	1704 F		
40- 1	1873910	SHAFT, COUNTER	1	1	1	1427-252-0010-0	★
40- 2	1863723	CAP, BLANK	1	1	1	1427-252-0020-0	★
40- 3	1873911	RING, SNAP/C 40	1	1	1	V705-140-0400-0	★
40- 4	1860605	BEARING, RB/6203	1	1	1	V600-110-6203-0	★
40- 5	1873912	GEAR, COUNTER/29T	1	1	1	1427-252-0030-0	★
40- 6	1873913	WASHER	1	1	1	1365-224-0020-0	★
40- 7	1873914	GEAR, COUNTER/33-21-14T	1	1	1	1427-252-0040-0	★
40- 8	1873915	BEARING, NR/KT202417	1	1	1	V654-420-2417-0	★
40- 9	1873916	BEARING, NR/KTW202422	1	1	1	V654-420-2422-0	★
40-10	1873917	PIPE/18	1	1	1	1427-252-0050-0	★
40-11	1873919	GEAR, COUNTER/14T	1	1	1	1427-252-0060-0	★
40-12	1873921	COLLAR, THRUST	1	1	1	1427-252-0070-0	★
40-13	1873923	BEARING, NR/TLA1552	1	1	1	V653-615-2122-0	★
40-14	1873925	RING, SNAP/C 21	1	1	1	V705-140-0210-0	★
40-15	1873926	SHAFT, CHANGE	1	1	1	1427-253-0010-0	★
40-16	1873927	RING, SNAP/C 40	2	2	2	V705-140-0400-0	★
40-17	1860605	BEARING, RB/6203	2	2	2	V600-110-6203-0	★
40-18	1873929	GEAR, COUNTER/16T	1	1	1	1427-253-0020-0	★
40-19	1860704	RING, SNAP/C 20	1	1	1	V704-140-0200-0	★
40-20	1873930	GEAR, SHIFT/24-32T	1	1	1	1427-253-0030-0	★
40-21	1863723	CAP, BLANK	1	1	1	1427-252-0020-0	★

Fig. 41

CREEP SHIFTER SYSTEM

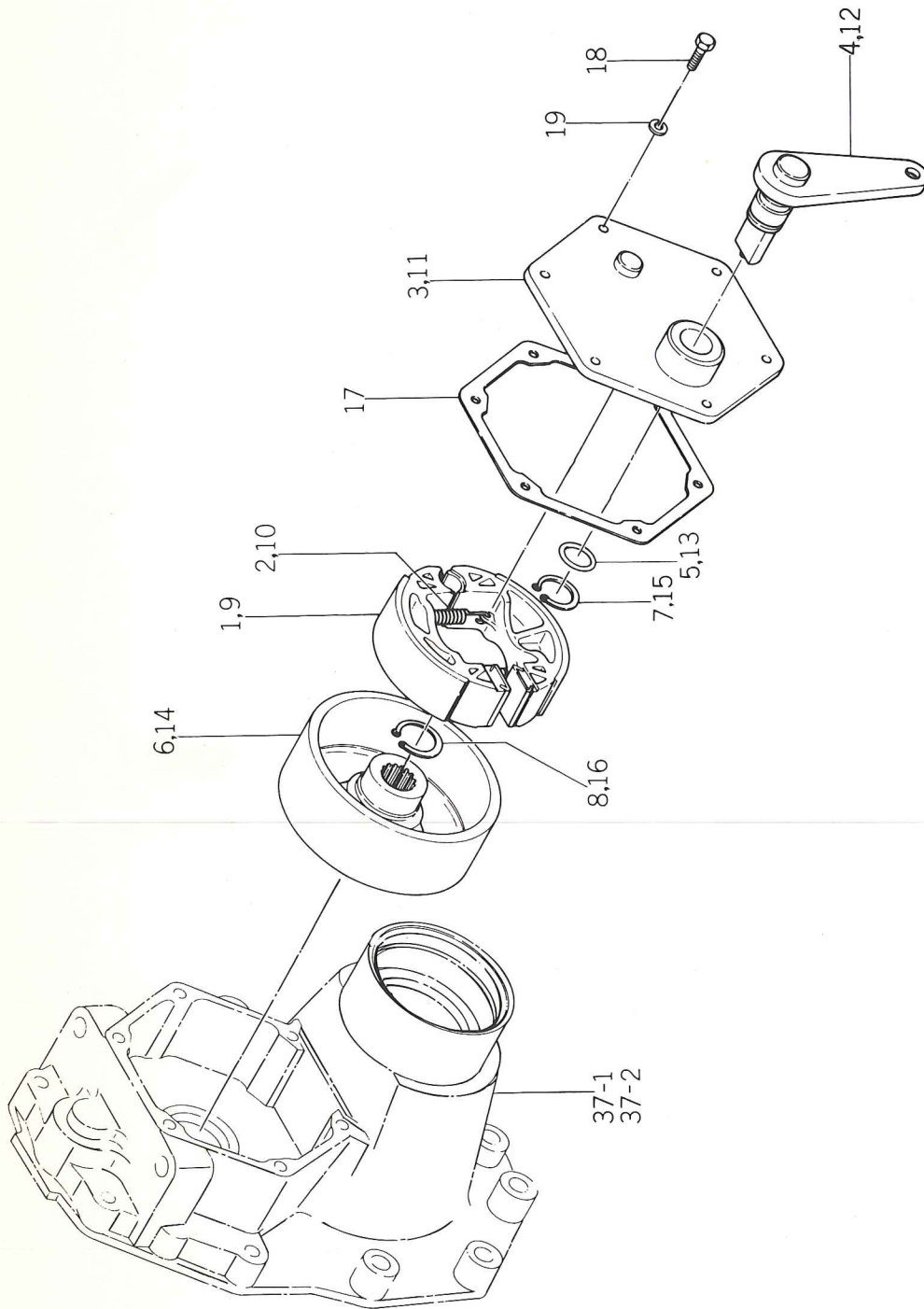


Ref No.		Description	Model & Q'ty			ISEKI Parts No.	Remarks
			1502 T	1504 F	1704 F		
41- 1	1873931	METAL, SHIFT	1	1	1	1427-258-0010-0	★
41- 2	1873932	PACKING, SHIFT METAL	1	1	1	1427-258-0020-0	★
41- 3	1860216	BOLT/M8×20	4	4	4	V201-260-8020-0	★
41- 4	1860403	WASHER, SP/M8	4	4	4	V401-160-0080-0	★
41- 5	1873934	LEVER, MAIN SHIFT	1	1	1	1427-258-0030-0	★
41- 6	1871442	KNOB, LEVER/48	1	1	1	1414-207-0050-0	★
41- 7	1860509	PIN, SPLIT/3×18	1	1	1	V500-153-0018-0	★
41- 8	1871411	BOOT, SHIFT LEVER	1	1	1	1403-207-0010-0	★
41- 9	1873935	SPRING, CONICAL	1	1	1	1427-258-0040-0	★
41-10	1873954	PLATE, LOCK	1	1	1	1427-258-2000-0	★
41-11	1873956	BOLT, SET	2	2	2	1427-258-0050-0	★
41-12	1860404	WASHER, SP/M10	2	2	2	V401-160-0100-0	★
41-13	1873957	ARM, HIGH SHIFT	1	1	1	1427-255-0030-0	★
41-14	1873959	BOLT/M8×25	2	2	2	1427-255-0040-0	★
41-15	1860403	WASHER, SP/M8	2	2	2	V401-160-0080-0	★
41-16	BUY LOC.	WIRE/1.0×140	1	1	1		★
41-17	1873960	ARM, CREEP SHIFT	1	1	1	1427-256-0030-0	★
41-18	1873962	ARM, LOW SHIFT	1	1	1	1427-254-0030-0	★
41-19	1873963	PIN, SPRING/W 6×22	5	5	5	V580-140-6022-0	★
41-20	BUY LOC.	WIRE/1.0×70	5	5	5		★
41-21	1873969	STAY, HIGH SHIFTER	1	1	1	1427-255-0020-0	★
41-22	1873975	STAY, CREEP SHIFTER	1	1	1	1427-256-0020-0	★
41-23	1873979	STAY, LOW SHIFTER	1	1	1	1427-254-0020-0	★
41-24	1871301	SPRING, SHIFTER	4	4	4	1302-225-0030-0	★
41-25	1860625	BALL, STEEL	4	4	4	V680-200-0010-0	★
41-26	1873981	SHIFTER, HIGH	1	1	1	1427-255-0010-0	★
41-27	1873982	SHIFTER, CREEP	1	1	1	1427-256-0010-0	★
41-28	1873987	SHIFTER, LOW	1	1	1	1427-254-0010-0	★
41-29	1873989	SHIFTER, SUB	1	1	1	1427-257-0010-0	★
41-30	1873993	STAY, SUB SHIFTER	1	1	1	1427-257-0020-0	★
41-31	1860918	O-RING/P10A	1	1	1	V720-102-4010-0	★
41-32	BUY LOC.	WIRE/1.0×90	1	1	1		★



Ref No.		Description	Model & Q'ty			ISEKI Parts No.	Remarks
			1502 T	1504 F	1704 F		
42- 1	1871653	PINION, WHEEL RH/11T	1	1	1	1427-301-0120-0	
42- 2	1871654	CLUTCH, DIFF-LOCK	1	1	1	1427-301-0131-0	
42- 3	1860604	BEARING, RB/6010	1	1	1	V600-110-6010-0	
42- 4	1871644	CASE, DIFF	1	1	1	1427-301-0021-0	
42- 5	1860512	PIN, B/8×16	1	1	1	V521-100-8016-0	
42- 6	1860513	PIN, B/8×30	1	1	1	V521-100-8030-0	
42- 7	1871645	SHAFT, DIFF-PINION	1	1	1	1427-301-0030-0	
42- 8	1871649	COLLAR, THRUST	2	2	2	1427-301-0070-0	
42- 9	1871648	GEAR, DIFF-SIDE/14T	2	2	2	1427-301-0060-0	
42-10	1871651	HOLDER, PINION SHAFT	1	1	1	1427-301-0090-0	
42-11	1871646	PINION, DIFF/12T	2	2	2	1427-301-0040-0	
42-12	1871647	COLLAR, PINION THRUST	2	2	2	1427-301-0050-0	
42-13	1873994	GEAR, DRIVE SET/7T	1	1	1	1427-020-2000-0	
42-14	1860312	NUT/M10	1	1	1	V303-260-0100-0	
42-15	1871650	WASHER, LOCK	2	2	2	1427-301-0080-0	
42-16	1860209	BOLT/M8×25 9T	4	4	4	V201-460-8025-0	
42-17	1860603	BEARING, RB/6009	1	1	1	V600-110-6009-0	
42-18	1871652	PINION, WHEEL LH/11T	1	1	1	1427-301-0110-0	
42-19	1860608	BEARING, RB/6206	2	2	2	V600-110-6206-0	
42-20	1860733	SEAL, OIL/TC30458	2	2	2	V744-130-4508-0	
42-21	1871659	SPRING, PRESS/40	1	1	1	1427-301-0180-0	
42-22	1871655	SHIFTER, DIFF-LOCK	1	1	1	1427-301-0140-0	
42-23	1871656	STAY, SHIFTER	1	1	1	1427-301-0150-0	
42-24	1871657	CAM, DIFF-LOCK	1	1	1	1427-301-0160-0	
42-25	1871658	PIN, GROOVED/5×25	1	1	1	1427-301-0170-0	
42-26	1860918	O-RING/P10A	1	1	1	V720-102-4010-0	
42-27	1860404	WASHER, SP/M10	1	1	1	V401-160-0100-0	

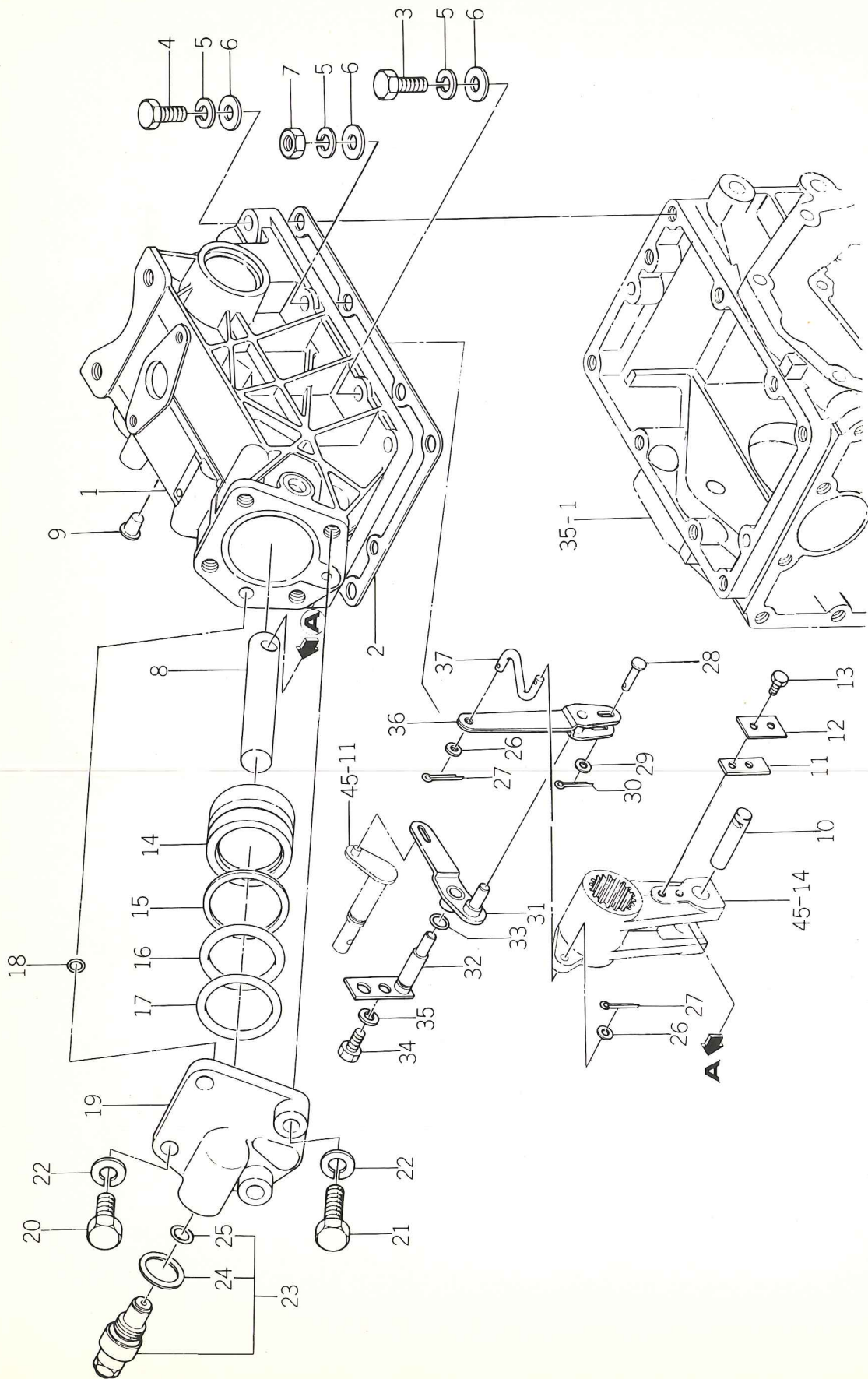
Fig. 43 BRAKE SYSTEM



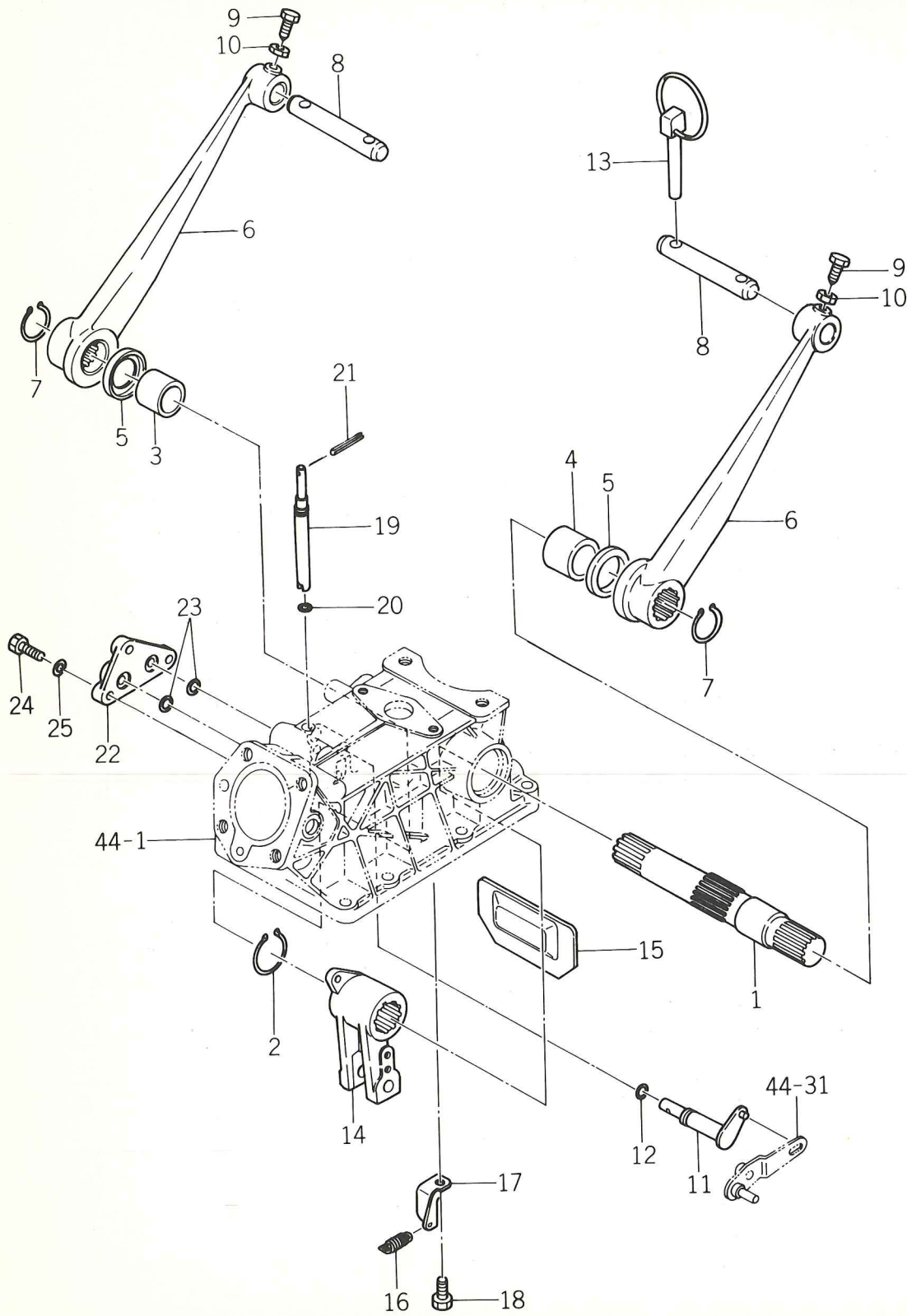
Ref No.		Description	Model & Q'ty			ISEKI Parts No.	Remarks
			1502 T	1504 F	1704 F		
43-0-1	1871674	BRAKE, LH ASSY	1	1	1	1427-310-2000-0	
43-1	1871675	•SHOE, BRAKE	2	2	2	1427-310-2100-0	
43-2	1871672	•SPRING, TENSION	2	2	2	1427-310-0010-0	
43-3	1871676	•COVER, BRAKE	1	1	1	1427-310-2200-0	
43-4	1871677	•PIN, BRAKE CAM LH	1	1	1	1427-310-2300-0	
43-5	1860919	•O-RING/P18	1	1	1	V720-102-4018-0	
43-6	1871678	•DRUM, BRAKE	1	1	1	1427-310-2400-0	
43-7	1860705	•RING, SNAP/22	1	1	1	V704-140-0220-0	
43-8	1860706	•RING, SNAP/25	1	1	1	V704-140-0250-0	
43-0-2	1871679	BRAKE, RH ASSY	1	1	1	1427-310-2500-0	
43-9	1871675	•SHOE, BRAKE	2	2	2	1427-310-2100-0	
43-10	1871672	•SPRING, TENSION	2	2	2	1427-310-0010-0	
43-11	1871676	•COVER, BRAKH.	1	1	1	1427-310-2200-0	
43-12	1871680	•PIN, BRAKE CAM RH	1	1	1	1427-310-2700-0	
43-13	1860919	•O-RING/P18	1	1	1	V720-102-4018-0	
43-14	1871678	•DRUM, BRAKE	1	1	1	1427-310-2400-0	
43-15	1860705	•RING, SNAP/22	1	1	1	V704-140-0220-0	
43-16	1860706	•RING, SNAP/25	1	1	1	V704-140-0250-0	
43-17	1871673	PACKING, BRAKE COVER	2	2	2	1427-310-0020-0	
43-18	1860216	BOLT/M8×20	12	12	12	V201-260-8020-0	
43-19	1860403	WASHER, SP/M8	12	12	12	V401-160-0080-0	

Fig. 44

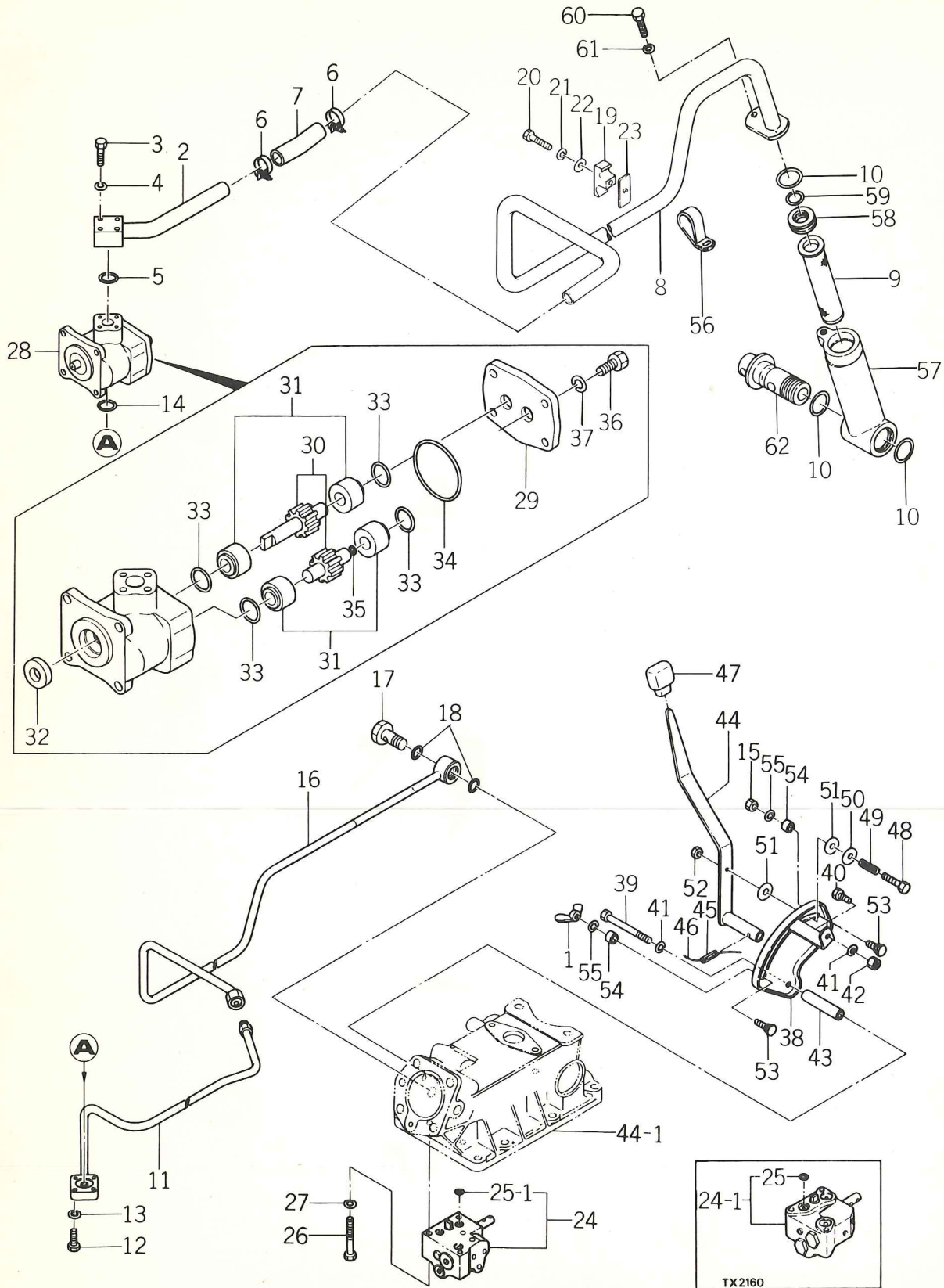
HYDRAULIC CYLINDER CASE SYSTEM



Ref No.		Description	Model & Q'ty			ISEKI Parts No.	Remarks
			1502 T	1504 F	1704 F		
44- 1	1873996	CASE, CYL SET	1	1	1	1434-501-2000-0	Included 45-3,4
44- 2	1871779	PACKING, CYL CASE	1	1	1	1427-501-0040-0	
44- 3	1860227	BOLT/M10×40	5	5	5	V20126-100400	
44- 4	1860228	BOLT/M10×45	2	2	2	V20126-100450	
44- 5	1860404	WASHER, SP/M10	9	9	9	V40116-001000	
44- 6	1860415	WASHER/M10	9	9	9	V41316-001000	
44- 7	1860312	NUT/M10	2	2	2	V30326-001000	
44- 8	1873998	ROD	1	1	1	1427-503-0021-0	
44- 9	1871580	CAP, BLANK	4	4	4	1427-201-0160-0	
44-10	1871791	PIN, ROD	1	1	1	1427-503-0031-0	
44-11	1871792	PLATE, SET A	1	1	1	1427-503-0040-0	
44-12	1871793	PLATE, SET B	1	1	1	1427-503-0050-0	
44-13	1873850	BOLT/M6×14	2	2	2	V20026-060140	
44-14	1871789	PISTON	1	1	1	1427-503-0010-0	
44-15	1871447	RING, BACK-UP/P50A	1	1	1	1414-503-0040-0	
44-16	1871446	O-RING/P50A	1	1	1	1414-503-0030-0	
44-17	1860727	O-RING/G55	1	1	1	V72111-310550	
44-18	1862661	O-RING/P12	2	2	2	V72010-240120	
44-19	1874003	HEAD, CYL	1	1	1	1434-501-0020-0	
44-20	1860232	BOLT/M12×35	2	2	2	V20126-120350	
44-21	1860234	BOLT/M12×55	2	2	2	V20126-120550	
44-22	BUY LOC.	WASHER, SP/M12	4	4	4	V40116-001200	
44-23	1874007	VALVE, SAFETY ASSY	1	1	1	1435-503-2100-0	
44-24	1874010	•PACKING/COPPER	1	1	1	1435-503-2120-0	
44-25	1862661	•O-RING/P12	1	1	1	V720-102-4012-0	
44-26	BUY LOC.	WASHHR/M6	2	2	2	V41316-000600	
44-27	1860909	PIN, SPLIT/2.5×15	2	2	2	V50015-250150	
44-28	1874019	PIN/5×17	1	1	1	1434-503-0020-0	
44-29	1874020	WASHER/M5	1	1	1	V41116-000500	
44-30	1860501	PIN, SPLIT/2×15	1	1	1	V50015-200150	
44-31	1874021	LINK, SUPPORT	1	1	1	1434-503-2400-0	
44-32	1874022	PIN, SUPPORT	1	1	1	1434-503-2500-0	
44-33	1874025	O-RING/P7	1	1	1	V72010-190070	
44-34	1860214	BOLT/M8×16	1	1	1	V20126-080160	
44-35	1860403	WASHER, SP/M8	1	1	1	V40116-000800	
44-36	1874026	LINK, SPOOL	1	1	1	1434-503-2300-0	
44-37	1874027	LINK, CRANK	1	1	1	1434-503-0010-0	



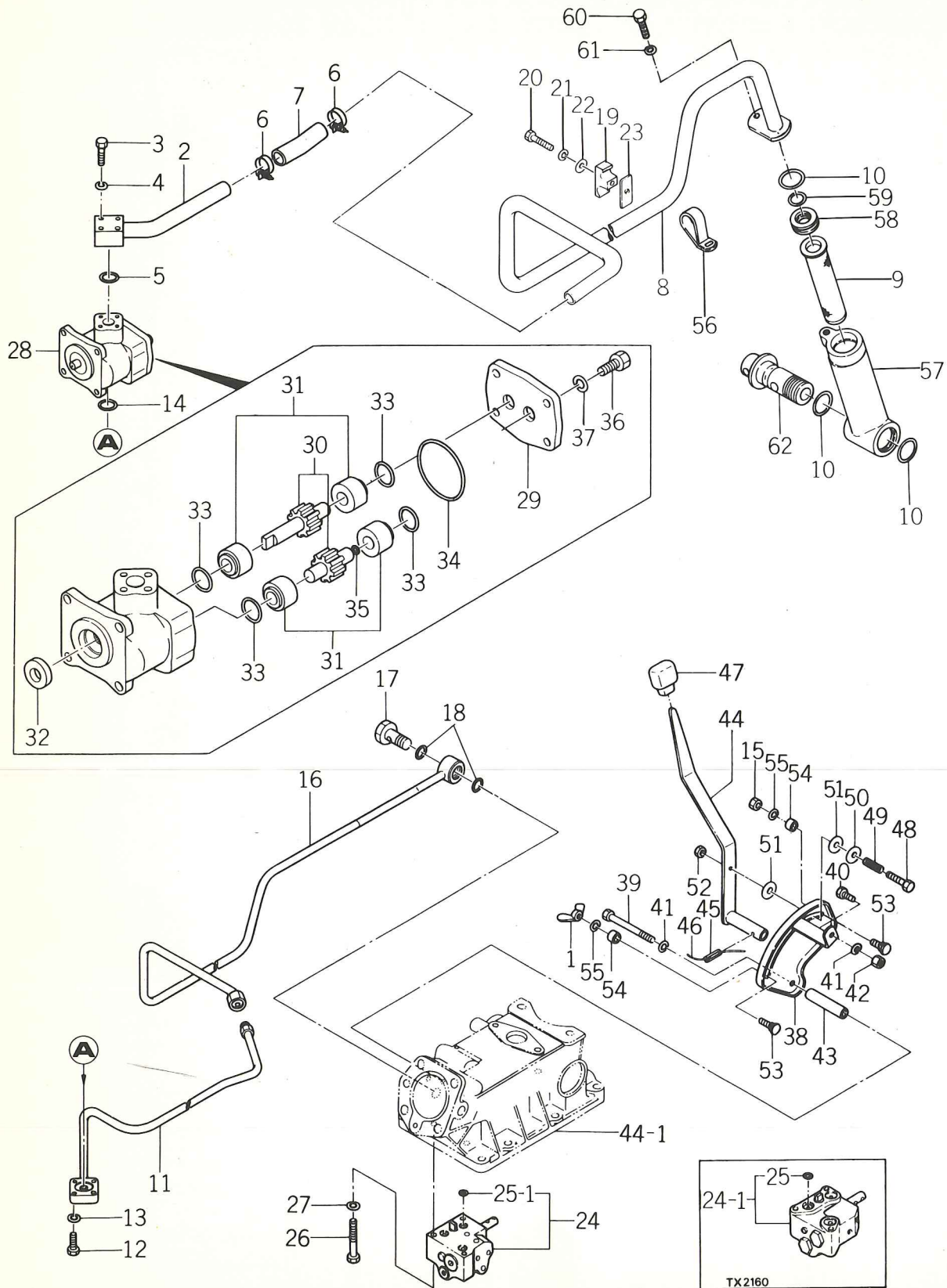
Ref No.		Description	Model & Q'ty			ISEKI Parts No.	Remarks
			1502 T	1504 F	1704 F		
45- 1	1874028	SHAFT, LIFT	1	1	1	1434-502-0010-0	
45- 2	1860709	RING, SNAP/35	1	1	1	V704-140-0350-0	
45- 3	1871777	BUSH/30×34×30	1	1	1	1427-501-0020-0	
45- 4	1871778	BUSH/35×39×30	1	1	1	1427-501-0030-0	
45- 5	1860730	SEAL, OIL/VC30456	2	2	2	V742-130-4506-0	
45- 6	1871788	ARM, LIFT	2	2	2	1427-502-2010-0	
45- 7	1860707	RING, SNAP/30	2	2	2	V704-140-0300-0	
45- 8	1871784	PIN, LIFT ARM	2	2	2	1427-502-0030-0	
45- 9	1871421	BOLT/M8×25	2	2	2	1404-502-0130-0	
45-10	1860310	NUT/M8	2	2	2	V302-260-0080-0	
45-11	1874030	ARM, LINK SHIFT	1	1	1	1434-503-2600-0	
45-12	1860918	O-RING/P10A	1	1	1	V720-102-4010-0	
45-13	1871405	PIN, LINK	2	2	2	1421-502-0020-0	
45-14	1874032	CRANK, LIFT	1	1	1	1434-502-0021-0	
45-15	1874033	STOPPER, CRANK	1	1	1	1434-502-0030-0	
45-16	1874034	SPRING, TENSION/31	1	1	1	1434-501-0060-0	
45-17	1874035	HOOK, SPRING	1	1	1	1434-501-0050-0	
45-18	1860214	BOLT/M8×16	1	1	1	V201-260-8016-0	
45-19	1874036	PIN, ADJ	1	1	1	1434-501-0040-0	
45-20	1874037	O-RING/P7	1	1	1	V720-110-9007-0	
45-21	1874038	PIN, SPRING/4×36 W	1	1	1	V580-140-4036-0	
45-22	1874039	COVER, SUB CONTROL	1	1	1	1434-501-0030-0	
45-23	1860931	O-RING/P12	2	2	2	V720-112-4012-0	
45-24	1860235	BOLT/M8×25	3	3	3	V201-260-8025-0	
45-25	1860403	WASHER, SP/M8	3	3	3	V401-160-0080-0	



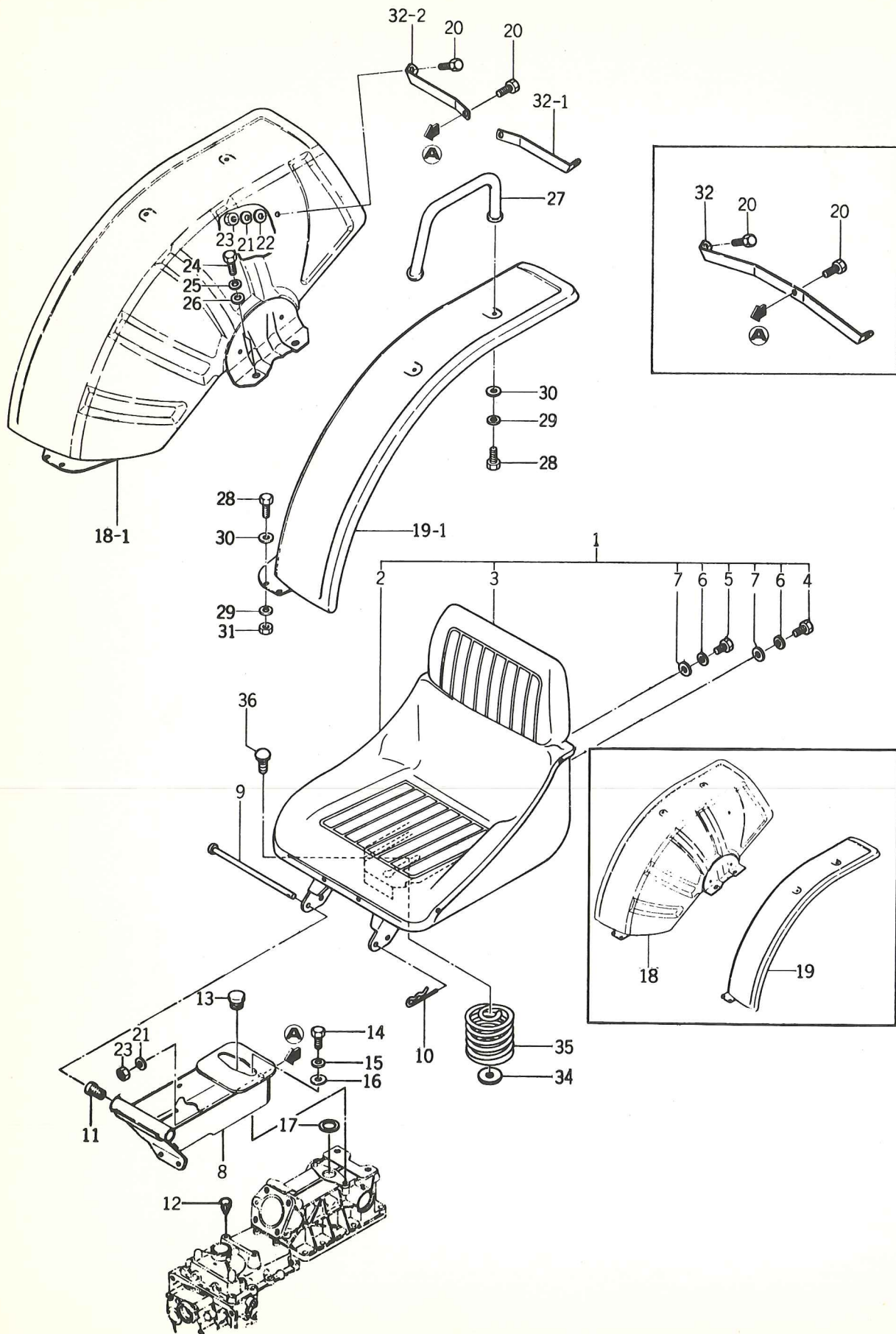
Ref No.		Description	Model & Q'ty			ISEKI Parts No.	Remarks
			1502 T	1504 F	1704 F		
46- 1	1862968	NUT, WING/M8	1	1	1	V37016-000800	
46- 2	1874040	PIPE, SUCTION B	1	1	1	1434-503-2800-0	
46- 3	1860207	BOLT/M6×35	4	4	4	V20026-060350	
46- 4	BUY LOC.	WASHER, SP/M6	4	4	4	V40116-000600	
46- 5	1860725	O-RING/P20	1	1	1	V72010-240200	
46- 6	1873145	CLIP/26	2	2	2	1426-506-0110-0	
46- 7	1873144	HOSE/RUBBER	1	1	1	1426-506-0080-0	
46- 8	1874042	PIPE, SUCTION C	1	1	1	1434-503-3100-0	
46- 9	1874043	FILTER, OIL	1	1	1	1434-503-3200-0	
46-10	1860932	O-RING/P28	3	3	3	V720-103-5028-0	
46-11	1874044	PIPE, DEL B	1	1	1	1434-503-3000-0	
46-12	1860205	BOLT/M6×25	4	4	4	V20026-060250	
46-13	BUY LOC.	WASHER, SP/M6	4	4	4	V40116-000600	
46-14	1860725	O-RING/P20	1	1	1	V72010-240200	
46-15	1860304	NUT/M8	1	1	1	V30026-000800	
46-16	1874046	PIPE, DEL A	1	1	1	1434-503-2900-0	
46-17	1871455	BOLT, CONNECTOR	1	1	1	1415-505-0140-0	
46-18	1860919	O-RING/P18	2	2	2	V72010-240180	
46-19	1871795	CLAMP, PIPE	1	1	1	1427-503-0071-0	
46-20	1860220	BOLT/M8×40	1	1	1	V20126-080400	
46-21	1860403	WASHER, SP/M8	1	1	1	V40116-000800	
46-22	1860414	WASHER/M8	1	1	1	V41316-000800	
46-23	1871796	CUSHION/RUBBER	1	1	1	1427-503-0080-0	
46-24	1874048	VALVE, CONTROL ASSY	1	1	1	1434-503-2100-0	
46-24-1	1874049	VALVE, CONTROL ASSY			1	1435-503-2000-0	
46-25-1	1862859	•O-RING/P10	3	3		V720-101-9010-0	
46-25-1	1860931	•O-RING/P12			3	V720-112-4012-0	
46-26	1862866	BOLT/M8×50	3	3	3	V20126-080500	
46-27	1860403	WASHER, SP/M8	3	3	3	V40116-000800	
46-28	1874050	PUMP, GEAR ASSY	1	1	1	1434-503-2000-0	
46-29	1874051	•COVER	1	1	1	1434-503-2020-0	
46-30	1874052	•GEAR KIT	1	1	1	1434-503-2030-0	
46-31	1874053	•BUSH KIT	2	2	2	1434-503-2040-0	
46-32	1874054	•SEAL, OIL	1	1	1	V744-114-2807-0	
46-33	1862949	•O-RING/P22 HS90	4	4	4	V720-112-4022-0	
46-34	1874056	•O-RING/G50 HS90	1	1	1	V721-113-1050-0	
46-35	1874057	•O-RING/P5 HS90	1	1	1	V720-111-9005-0	
46-36	1874058	•BOLT/M8×20	6	6	6	V220-340-8020-0	
46-37	1860403	•WASHER, SP/M8	6	6	6	V401-160-0080-0	
46-38	1874059	GUIDE, CONTROL LEVER	1	1	1	1434-504-2000-0	
46-39	1874060	BOLT/M8×85	2	2	2	V20126-080850	
46-40	1860214	BOLT/M8×16	1	1	1	V20126-080160	
46-41	1860403	WASHER, SP/M8	3	3	3	V40116-000800	
46-42	1860304	NUT/M8	1	1	1	V30026-000800	
46-43	1874062	PIPE/67	2	2	2	1434-504-0010-0	

Fig. 46

HYDRAULIC PIPING SYSTEM

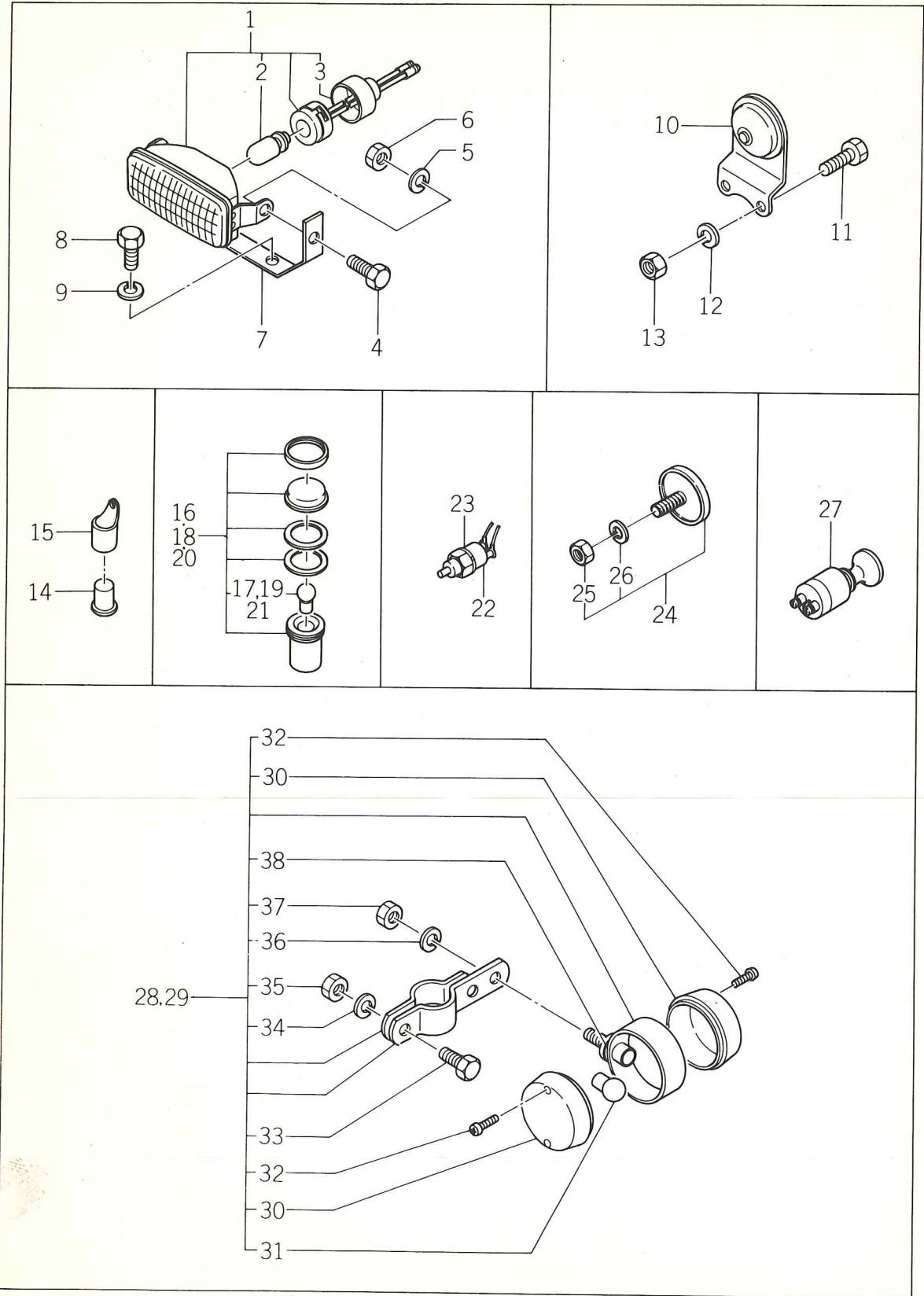


Ref No.		Description	Model & Q'ty			ISEKI Parts No.	Remarks
			1502	1504	1704		
			T	F	F		
46-44	1874041	LEVER, CONTROL	1	1	1	1434-504-2100-0	
46-45	1862963	PIN, SPRING/5×18 W	1	1	1	V580-140-5018-0	
46-46	BUY LOC.	WIRE/1.0×70	1	1	1		
46-47	1874045	GRIP	1	1	1	1434-504-0020-0	
46-48	1862964	BOLT/M6×40	1	1	1	V20026-060400	
46-49	1862819	SPRING, PRESS/26	1	1	1	1421-507-0150-0	
46-50	1862818	WASHER/6×24×2	1	1	1	1421-507-0140-0	
46-51	1862817	LINING	2	2	2	1421-507-0130-0	
46-52	1862967	NUT/M6	1	1	1	V30226-000600	
46-53	1862820	BOLT, LEVER SET	2	2	2	1421-507-0160-0	
46-54	1862821	COLLAR/9×14×8	2	2	2	1421-507-0170-0	
46-55	1860403	WASHER, SP/M8	2	2	2	V40116-000800	
46-56	1874062	CLAMP/20	1	1	1	1434-503-0030-0	
46-57	1874063	CASE, OIL FILTER	1	1	1	1434-503-0040-0	
46-58	1874064	SPACER	1	1	1	1434-503-0050-0	
46-59	1860725	O-RING/P20	1	1	1	V720-102-4020-0	
46-60	1860215	BOLT/M8×18	1	1	1	V201-260-8018-0	
46-61	1860403	WASHER, SP/M8	1	1	1	V401-160-0080-0	
46-62	1874065	BOLT, SET	1	1	1	1434-503-3300-0	

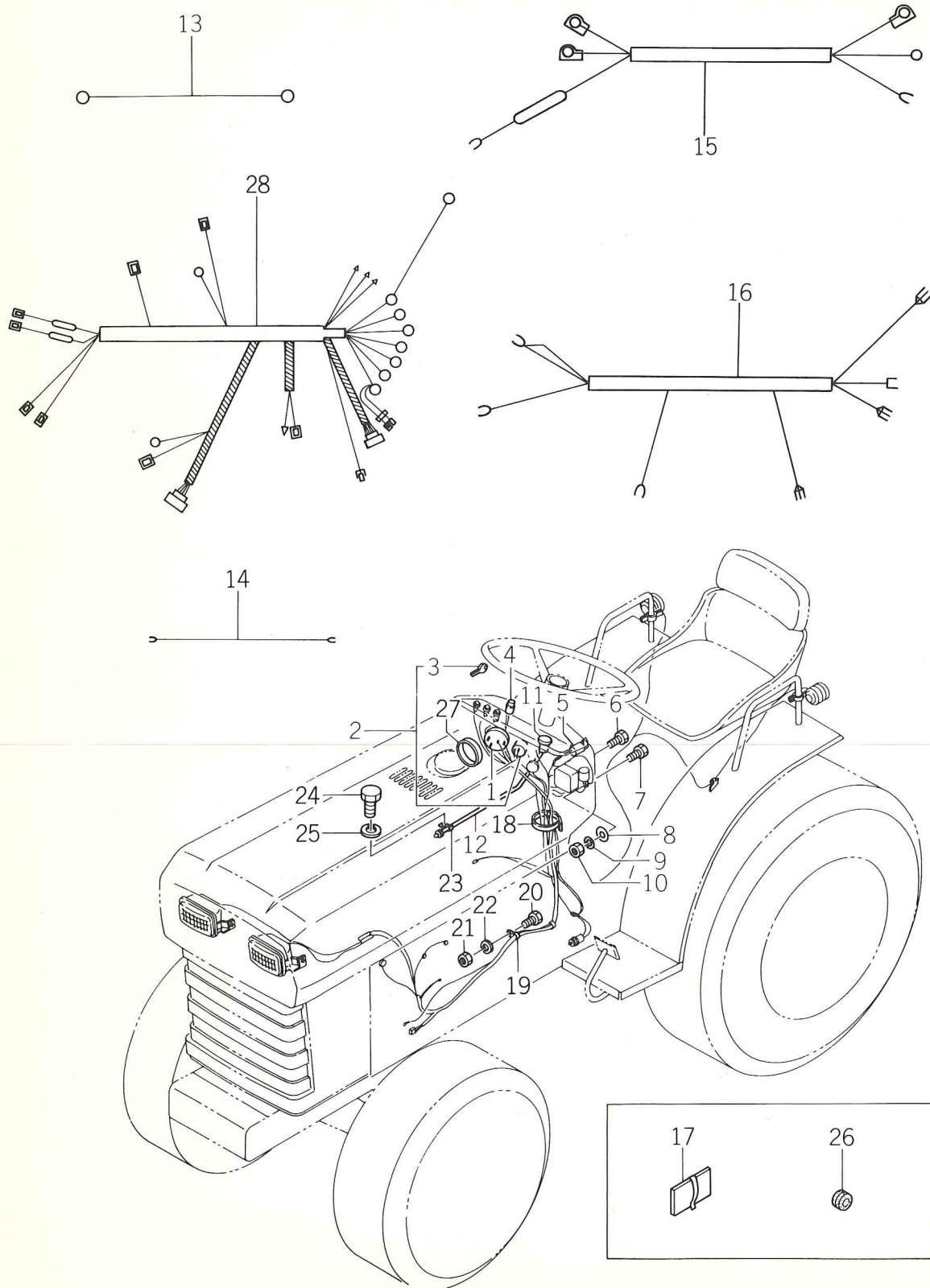


Ref No.		Description	Model & Q'ty			ISEKI Parts No.	Remarks
			1502 T	1504 F	1704 F		
47- 1	O.I.P.	SEAT ASSY	1	1	1	1434-611-2400-0	
47- 2	1863014	•SEAT, A	1	1	1	1422-668-2010-0	
47- 3	1874066	•SEAT, B	1	1	1	1422-668-2020-0	
47- 4	1860204	•BOLT/M6×20	2	2	2	V20026-060200	for E40,41,42,43
47- 5	1860206	•BOLT/M6×30	2	2	2	V20026-060300	E50,51,52
47- 6	BUY LOC.	•WASHER, SP/M6	4	4	4	V40116-000600	
47- 7	BUY LOC.	•WASHER/M6	4	4	4	V41316-000600	
47- 8	1874071	BRACKET, SEAT	1	1	1	1434-611-2300-0	
47- 9	1874072	PIN, SEAT SET	1	1	1	3737-154-0021-0	
47-10	1871302	PIN, HAIR	1	1	1	1305-241-0010-0	
47-11	1871474	CUSHION/RUBBER	2	2	2	1421-611-0040-0	
47-12	1874073	CAP/M8	1	1	1	1434-611-0021-0	
47-13	1877901	CAP, OIL/30	1	1	1	7954-205-1010-0	
47-14	1860214	BOLT/M8×16	2	2	2	V20126-080160	
47-15	1860403	WASHER, SP/M8	2	2	2	V40116-000800	
47-16	1860414	WASHER/M8		2	2	V413-160-0080-0	
47-17	1871847	PACKING/RUBBER	1	1	1	1427-611-0010-0	
47-18	1871845	FENDER, RH	1	1		1427-606-2100-2	
47-18-1	1874075	FENDER, RH			1	1435-606-2101-1	
47-19	1871844	FENDER, LH	1	1		1427-606-2000-2	
47-19-1	1874076	FENDER, LH			1	1435-606-2001-1	
47-20	1860216	BOLT/M8×20	3	3	4	V20126-080200	
47-21	1860403	WASHER, SP/M8	3	3	4	V40116-000800	
47-22	1860414	WASHER/M8	3	3	4	V41316-000800	
47-23	1860304	NUT/M8	3	3	4	V30026-000800	
47-24	1860230	BOLT/M12×25	4	4	4	V20126-120250	
47-25	BUY LOC.	WASHER, SP/M12	4	4	4	V40116-001200	
47-26	1860416	WASHER/M12	4	4	4	V41316-001200	
47-27	1871846	REST, ARM	2	2	2	1427-606-2200-8	
47-28	1860214	BOLT/M8×16	8	8	8	V20126-080160	
47-29	1860403	WASHER, SP/M8	8	8	8	V40116-000800	
47-30	1860414	WASHER/M8	6	6	6	V41316-000800	
47-31	1860304	NUT/M8	4	4	4	V30026-000800	
47-32	1874077	STAY, FENDER	1	1		1434-606-0010-0	
47-32-1	1874078	STAY, FENDER LH			1	1435-606-0010-0	
47-32-2	1874079	STAY, FENDER RH			1	1435-606-0020-0	
47-34	1863038	WASHER	1	1	1	1422-668-2100-0	
47-35	1733960	SPRING, SEAT	1	1	1	1422-668-0010-0	
47-36	1863036	BOLT/M10×38	1	1	1	V240-261-0038-0	

Fig. 48 ELECTRICAL SYSTEM (1)



Ref No.		Description	Model & Q'ty			ISEKI Parts No.	Remarks
			1502 T	1504 F	1704 F		
48- 1	1874081	LAMP, HEAD ASSY		2	2	1427-621-3200-0	for E40,41,42,43
48- 2	1874082	•BULB/12V-25/25W		2	2	1427-621-3240-0	
48- 3	1874083	•RUBBER, DUSTPROOF		2	2	1427-621-3230-0	
48- 4	1860214	BOLT/M8×16		4	4	V201-260-8016-0	
48- 5	1860403	WASHER, SP/M8		4	4	V401-160-0080-0	
48- 6	1860304	NUT/M8		4	4	V300-260-0080-0	
48- 7	1874084	PLATE, LIGHT		2	2	1434-602-0010-0	
48- 8	1860217	BOLT/M8×25		4	4	V201-260-8025-0	
48- 9	1860403	WASHER, SP/M8		4	4	V401-160-0080-0	
48-10	1860975	HORN		1	1	1427-621-0080-0	
48-11	1872534	BOLT/M6×12		2	2	V200-260-6012-0	E30
48-12	BUY LOC.	WASHER, SP/M6		2	2	V401-160-0060-0	
48-13	1860303	NUT/M6		2	2	V300-260-0060-0	
48-14	1871988	FLASHER UNIT		1	1	1426-621-0350-0	
48-15	1871989	BASE, FLASHER UNIT		1	1	1426-621-0360-0	
48-16	1871470	LAMP, PILOT A ASSY		1	1	1421-600-0550-0	
48-17	1871415	•BULB/12V-3W		1	1	1403-621-0310-0	
48-18	1871873	LAMP, PILOT B ASSY		1	1	1427-621-2200-0	
48-19	1871415	•BULB/12-3W		1	1	1403-621-0310-0	
48-20	1871471	LAMP, PILOT C ASSY		1	1	1421-600-0570-0	
48-21	1871415	•BULB/12V-3W		1	1	1403-621-0310-0	E30
48-22	1871859	SWITCH, SAFETY		1	1	1427-621-0110-0	
48-23	1860406	WASHER, SP/M16		1	1	V401-160-0160-0	
48-24	1860934	REFLECTOR ASSY		2	2	1416-600-0570-0	
48-25	1860302	NUT/M5		2	2	V300-250-0050-0	
48-26	1860262	WASHER, SP/M5		2	2	V401-150-0050-0	
48-27	1874087	SWITCH, PARKING		1	1	1434-621-0050-0	
48-28	1871875	LAMP, BLINKER LH ASSY		1	1	1427-621-2601-0	
48-29	1871876	LAMP, BLINKER RH ASSY		1	1	1427-621-3101-0	
48-30	1874088	•LENS		4	4	1427-621-2630-0	
48-31	1874089	•BULB/12V-20W		2	2	1427-621-2620-0	for E40,41,42,43
48-32	1874090	•SCREW, TAPPING		8	8	1427-621-2640-0	
48-33	1860202	•BOLT/M6×16		4	4	V200-260-6016-0	
48-34	BUY LOC.	•WASHER, SP/M6		4	4	V401-160-0060-0	
48-35	1860303	•NUT/M6		4	4	V300-260-0060-0	
48-36	1860404	•WASHER, SP/M10		2	2	V401-160-0100-0	
48-37	1874092	•NUT/M10		2	2	V302-260-0100-0	
48-38	1874093	•PACKING		4	4	1427-621-2670-0	



Ref No.		Description	Model & Q'ty			ISEKI Parts No.	Remarks
			1502 T	1504 F	1704 F		
49- 1	1871460	SWITCH, STARTER		1	1	1416-621-0020-0	
49- 2	1871430	SWITCH, KEY ASSY		1	1	1407-600-0520-0	
49- 3	1871433	• KEY, (SET OF 2)		1	1	1407-621-0120-0	
49- 4	1871409	SWITCH, PUSH BUTTON		1	1	1402-621-0130-0	
49- 5	1874069	SWITCH, PARKING		1	1	1434-621-0050-0	
49- 6	1860203	BOLT/M6×18		1	1	V200-260-6018-0	
49- 7	1860205	BOLT/M6×25		1	1	V200-260-6025-0	
49- 8	BUY LOC.	WASHER/M6		2	2	V413-160-0060-0	
49- 9	BUY LOC.	WASHER, SP/M6		2	2	V401-160-0060-0	
49-10	1860303	NUT/M6		2	2	V300-260-0060-0	
49-11	1874094	METER, SPEED ASSY		1	1	1434-621-2000-0	
49-12	1874095	CABLE, METER		1	1	1423-621-0030-0	
49-13	1871871	HARNESS, WIRE/NO.5		1	1	1427-621-0250-0	
49-14	1874096	HARNESS, WIRE/NO.10		1	1	1427-623-0050-0	
49-15	1874097	HARNESS, WIRE/NO.13		1	1	1434-621-0060-0	
49-16	1874098	HARNESS, WIRE/NO.14		1	1	1434-621-0070-0	
49-17	1871478	CLAMP, HARNESS		5	5	1421-621-0360-0	
49-18	1871316	BAND, WIRE/250		1	1	1342-402-0060-0	
49-19	1873700	CLAMP, MAIN HARNESS		2	2	3737-172-0090-0	
49-20	1860201	BOLT/M6×12		2	2	V200-260-6012-0	
49-21	1860303	NUT/M6		2	2	V300-260-0060-0	
49-22	BUY LOC.	WASHER, SP/M6		2	2	V401-160-0060-0	
49-23	1871479	CLAMP, HARNESS		1	1	1425-621-0040-0	
49-24	1860212	BOLT/M8×12		1	1	V201-260-8012-0	
49-25	1860403	WASHER, SP/M8		1	1	V401-160-0080-0	
49-26	1871860	GROMMET/10×14		1	1	1427-621-0120-0	
49-27	1860938	CLAMP, HARNESS/150		3	3	1427-621-0260-0	
29-28	1874101	HARNESS, WIRE/NO.1		1	1	1434-621-0010-0	For E30 only 2 pcs

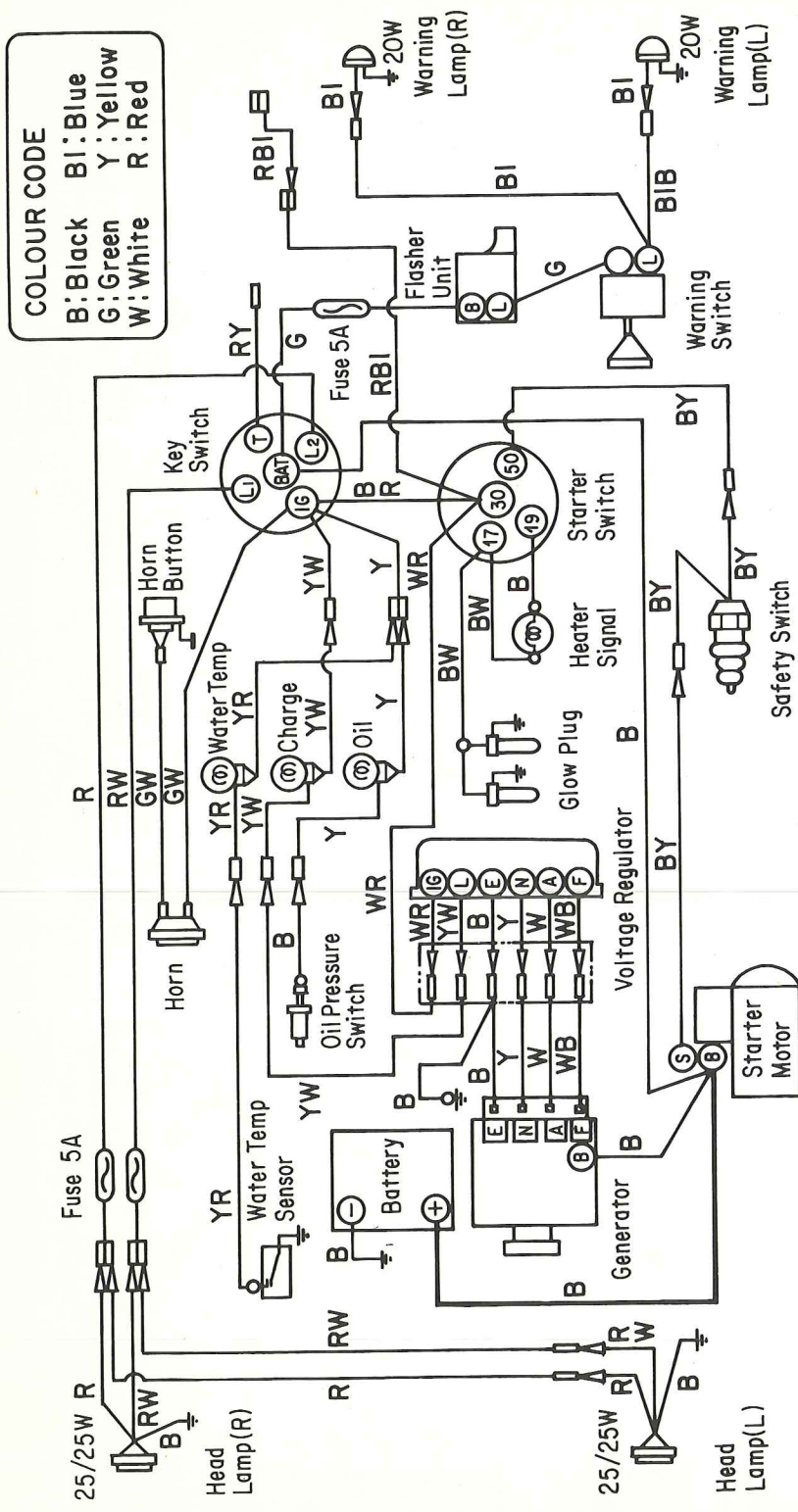
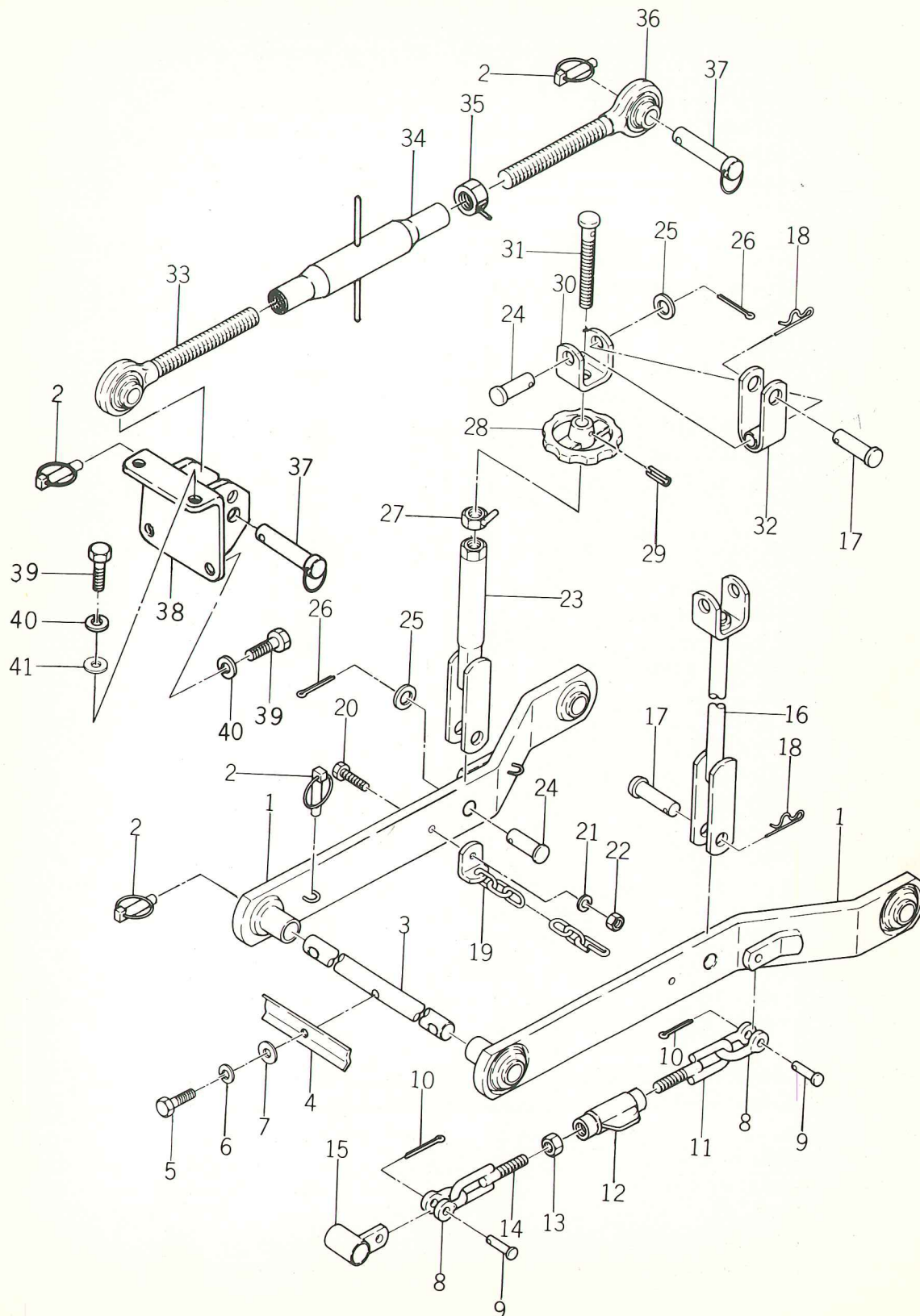
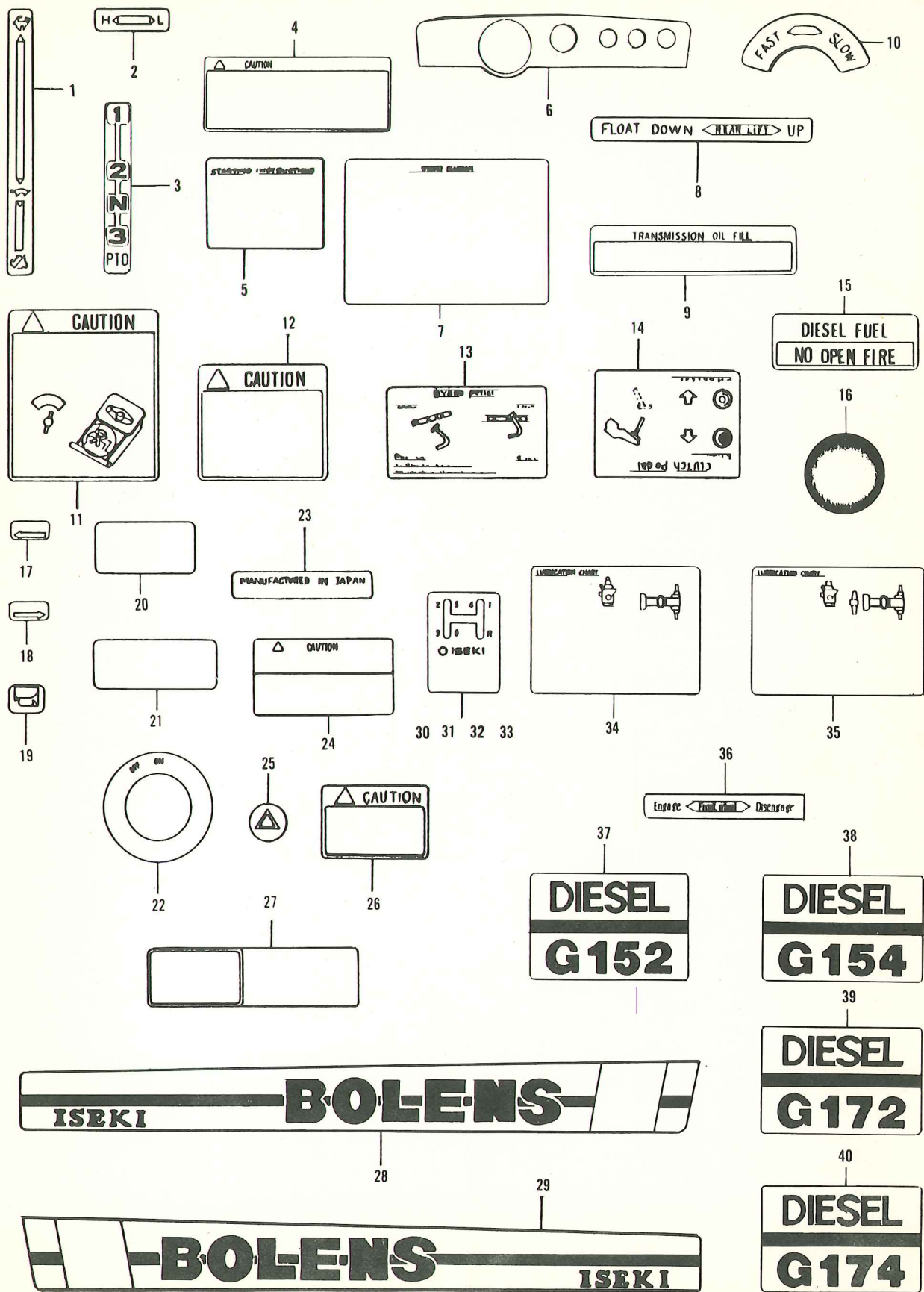


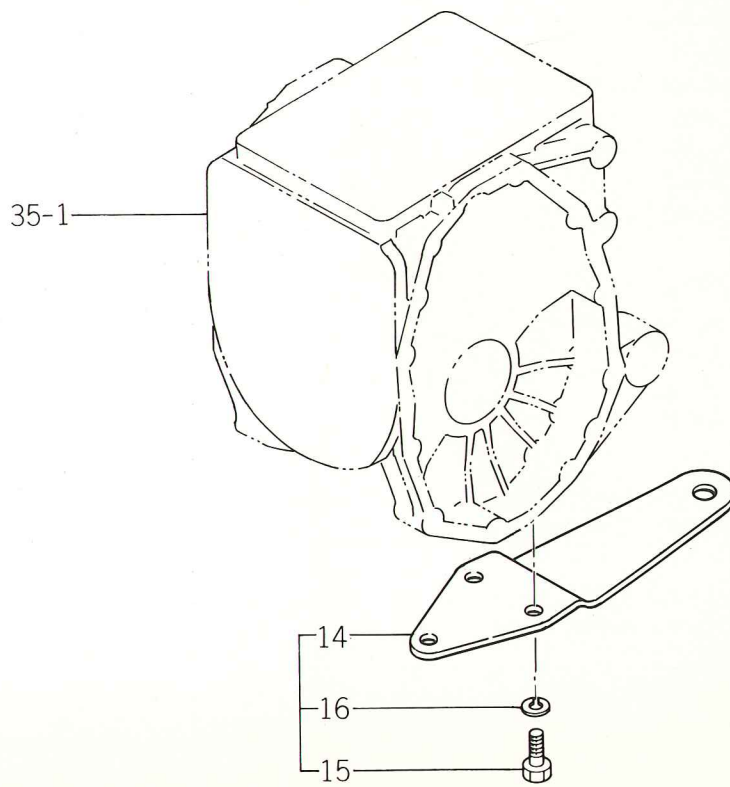
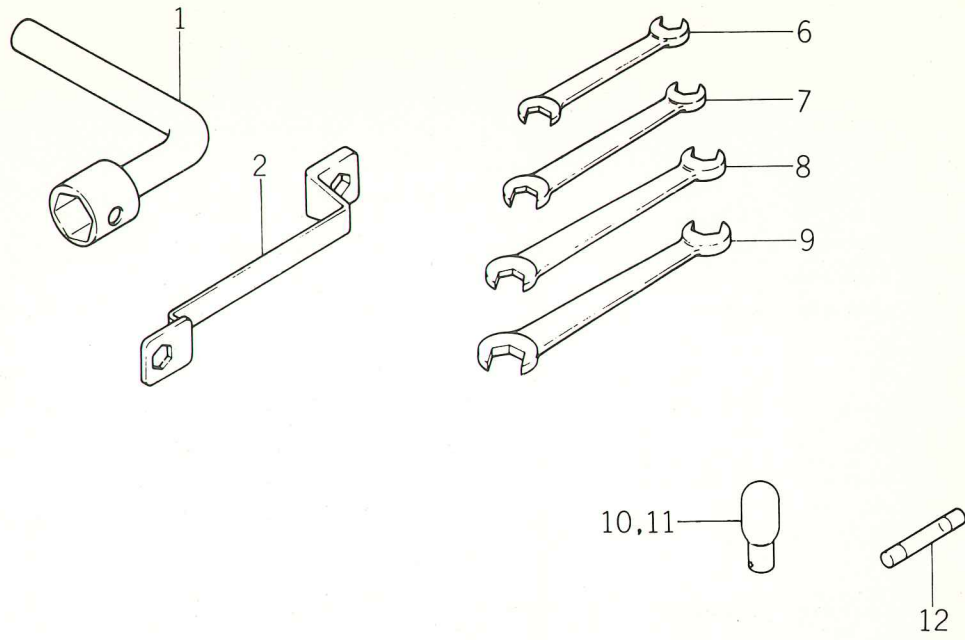
Fig. 52 THREE POINT SYSTEM



Ref No.		Description	Model & Q'ty			ISEKI Parts No.	Remarks
			1502 T	1504 F	1704 F		
52- 0-1	1874102	LINKAGE, 3P ASSY	1	1	1	1434-511-0000-0	
52- 1	1871809	•LINK, LW	2	2	2	1427-511-2000-0	
52- 2	1871405	•PIN, LINK	6	6	6	1421-502-0020-0	
52- 3	1871807	•PIN, LW LINK	1	1	1	1427-511-0061-0	
52- 4	1871808	•PLATE, SET	1	1	1	1427-511-0071-0	
52- 5	1860209	•BOLT/M8×25	1	1	1	V200-460-8025-0	
52- 6	1860403	•WASHER, SP/M8	1	1	1	V401-160-0080-0	
52- 7	1860414	•WASHER/M8	1	1	1	V413-160-0080-0	
52- 8	1871803	•SHACKLE	4	4	4	1427-511-0020-0	
52- 9	1871802	•PIN/10×32	4	4	4	1427-511-0010-0	
52-10	1860504	•PIN, SPLIT/2.5×20	4	4	4	V500-152-5020-0	
52-11	1871811	•CHAIN, CHECK RH	2	2	2	1427-511-2200-0	
52-12	1874106	•TURNBUCKLE/M12	2	2	2	1427-511-3200-0	
52-13	1860311	•NUT/M12	2	2	2	V302-260-0120-0	
52-14	1871810	•CHAIN, CHECK LH	2	2	2	1427-511-2100-0	
52-15	1871813	•HOLDER, CHAIN	2	2	2	1427-511-2400-0	
52-16	1871816	•ROD, LIFT LH	1	1	1	1427-511-2700-0	
52-17	1860933	•PIN/16×70	2	2	2	1423-520-0010-0	
52-18	1871303	•PIN, HAIR	2	2	2	1305-931-0030-0	
52-19	1871821	•CHAIN, LW LINK	2	2	2	1427-511-3100-0	
52-20	1860218	•BOLT/M8×30	2	2	2	V201-260-8030-0	
52-21	1860403	•WASHER, SP/M8	2	2	2	V401-160-0080-0	
52-22	1860304	•NUT/M8	2	2	2	V300-260-0080-0	
52-23	1871819	•ROD, LIFT RH	1	1	1	1427-511-2900-0	
52-24	1871806	•PIN/16×44	2	2	2	1427-511-0050-0	
52-25	BUY LOC.	•WASHER/M16	2	2	2	V413-160-0160-0	
52-26	1860510	•PIN, SPLIT/4×25	2	2	2	V500-154-0025-0	
52-27	1871818	•NUT, LOCK/16	1	1	1	1427-511-2800-0	
52-28	1871805	•HANDLE, ADJ	1	1	1	1427-511-0040-0	
52-29	1860517	•PIN, SPRING/5×30 W	1	1	1	V580-140-5030-0	
52-30	1871817	•FORK	1	1	1	1427-511-2730-0	
52-31	1871804	•SCREW, ADJ	1	1	1	1427-511-0030-0	
52-32	1871820	•FORK, BRACKET	2	2	2	1427-511-3000-0	
52-33	1871814	•LINK, TOP LH	1	1	1	1427-511-2500-0	
52-34	1873247	•TURNBUCKLE	1	1	1	1444-514-2900-0	
52-35	1871408	•NUT, TOP LINK LOCK	1	1	1	1402-511-6000-0	
52-36	1871815	•LINK, TOP RH	1	1	1	1427-511-2600-0	
52-37	1871406	•PIN, TOP LINK	2	2	2	1402-500-9040-0	
52-38	1874108	•BRACKET, LINK	1	1	1	1434-511-2001-0	
52-39	1860230	•BOLT/M12×25	4	4	4	V201-261-2025-0	
52-40	BUY LOC.	•WASHER, SP/M12	4	4	4	V401-160-0120-0	
52-41	1860416	•WASHER/M12	2	2	2	V413-160-0120-0	



Ref No.		Description	Model & Q'ty			ISEKI Parts No.	Remarks
			1502 T	1504 F	1704 F		
55- 1	1874109	MARK, THROTTLE	1	1	1	1434-908-0010-0	
55- 2	1874110	MARK, SUB SHIFT	1	1	1	1434-908-0020-0	
55- 3	1871905	MARK, PTO SHIFT	1	1	1	1427-941-0031-0	
55- 4	1874111	MARK, DRIVE CAUTION	1	1	1	1434-908-0030-0	
55- 5	1874112	MARK, DRIVE	1	1	1	1434-908-0040-0	
55- 6	1874113	MARK, PANEL	1	1	1	1434-908-0050-0	
55- 7	1874114	MARK, WIRING	1	1	1	1434-908-0060-0	
55- 8	1874115	MARK, HYD LEVER	1	1	1	1434-908-0070-0	
55- 9	1874116	MARK, OIL NO	1	1	1	1434-908-0080-0	
55-10	1874117	MARK, HYD ADJ	1	1	1	1434-905-0020-0	
55-11	1874118	MARK, LOCK	1	1	1	1434-908-0090-0	
55-12	1874119	MARK, DIFF-LOCK	1	1	1	1434-908-0100-0	
55-13	1874120	MARK, BRAKE LOCK	1	1	1	1434-908-0110-0	
55-14	1874121	MARK, CLUTCH	1	1	1	1434-908-0120-0	
55-15	1871917	MARK, FUEL	1	1	1	1427-941-0160-0	
55-16	1871918	MARK, CAP	1	1	1	1427-941-0170-0	
55-17	1871920	MARK, STARTER A	1	1	1	1427-941-0190-0	
55-18	1871921	MARK, STARTER B	1	1	1	1427-941-0210-0	
55-19	1871922	MARK, HORN	1	1	1	1427-941-0220-0	
55-20	1871923	MARK, RADIATOR A	1	1	1	1427-941-0230-0	
55-21	1871924	MARK, RADIATOR B	1	1	1	1427-941-0240-0	
55-22	1862580	MARK, KEY SWITCH	1	1	1	1422-940-0080-0	
55-23	1863609	MARK, MADE IN JAPAN	1	1	1	1427-941-0270-0	
55-24	1874123	MARK, CAUTION	1	1	1	1427-937-0190-0	
55-25	1874124	MARK, WARNING	1	1	1	1434-908-0130-0	
55-26	1874125	MARK, AIR CLEANER	1	1	1	1434-908-0140-0	
55-27	1874126	MARK, BATTERY	1	1	1	1434-908-0150-0	
55-28	1874127	MARK, SIDE LH	1	1	1	1434-908-0160-0	
55-29	1874128	MARK, SIDE RH	1	1	1	1434-908-0170-0	
55-30	1874129	MARK, MODEL	1			1434-908-0180-0	
55-31	1874130	MARK, MODEL F		1		1434-908-0200-0	
55-32	1874131	MARK, MODEL				1435-908-0010-0	
55-33	1874132	MARK, MODEL F			1	1435-908-0030-0	
55-34	1874133	MARK, OIL	1			1434-905-0070-0	
55-35	1874134	MARK, OIL F		1	1	1434-905-0090-0	
55-36	1873729	MARK, F. SHIFT		1	1	1427-943-0041-0	
55-37	1874135	MARK, MODEL/G152	2			1434-908-0190-0	
55-38	1874136	MARK, MODEL G154		2		1434-908-0210-0	
55-39	1874137	MARK, MODEL G172				1435-908-0020-0	
55-40	1874138	MARK, MODEL G174			2	1435-908-0040-0	



Ref No.		Description	Model & Q'ty			ISEKI Parts No.	Remarks
			1502 T	1504 F	1704 F		
56- 1	1860982	SPANNER, BOX/19		1	1	1427-906-0010-0	
56- 2	1871403	WRENCH/17×19		1	1	1401-906-0050-0	
56- 6	1860991	SPANNER/8×10		1	1	V920-550-8010-0	
56- 7	1860992	SPANNER/12×14		1	1	V920-551-2014-0	
56- 8	1860993	SPANNER/13×17		1	1	V920-551-3017-0	
56- 9	1860994	SPANNER/19×22		1	1	V920-551-9022-0	
56-10	1871863	BULB/12V-25/25W	1	1	1	1427-621-0150-0	
56-11	1874099	BULB/G18 12V-20W	1	1	1	1427-621-2620-0	For repair
56-12	1871437	FUSE/5A	2	2	2	1411-621-0050-0	
56-13	O.I.P.	HITCH, TRAILER SET	1	1	1	1427-924-2000-0	
56-14	1874091	•PLATE, HITCH	1	1	1	1427-924-0010-0	Only for E30
56-15	1860232	•BOLT/M12×35	3	3	3	V201-261-2035-0	
56-16	BUY LOC.	•WASHER, SP/M12	3	3	3	V401-160-0012-0	